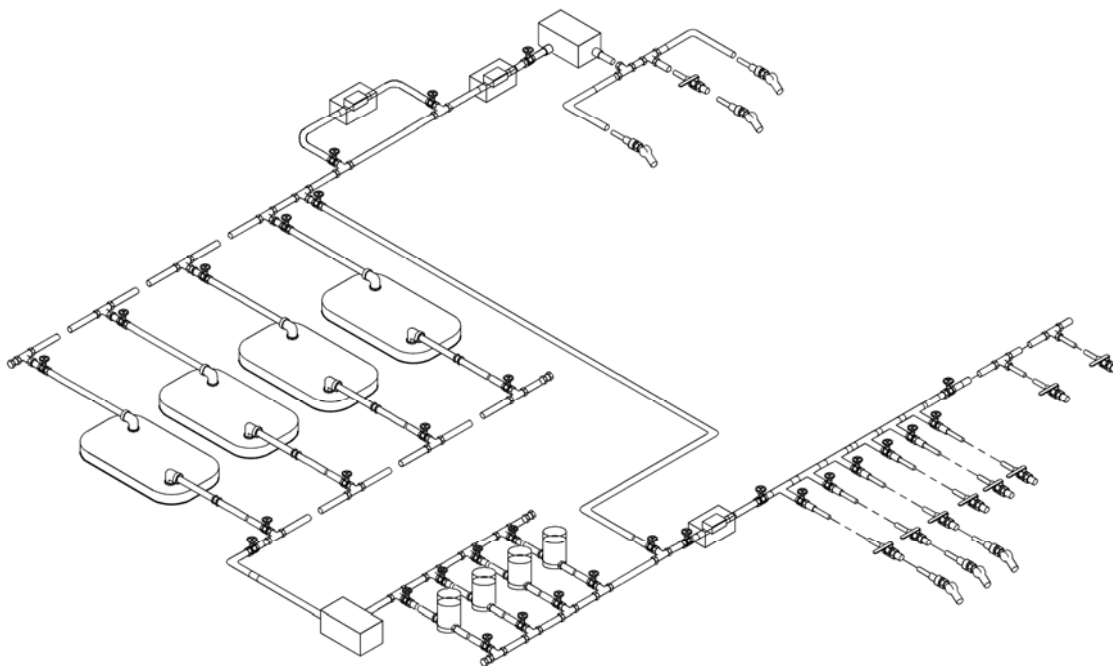


TM 10-4930-363-24P

FIELD MAINTENANCE AND REPAIR PARTS AND SPECIAL TOOLS LIST (RPSTL)

FOR

800,000 GALLON FUEL SYSTEM SUPPLY POINT (FSSP)
NSN 4930-01-545-6669



DISTRIBUTION STATEMENT A – Approved for public release; distribution is unlimited.

HEADQUARTERS, DEPARTMENTS OF THE ARMY
JULY 2008

LIST OF EFFECTIVE PAGES / WORK PACKAGES

NOTE: Zero in the "Change No." column indicates an original page or work package.

Date of issue for the original manual is:

Original 15 July 2008

TOTAL NUMBER OF PAGES FOR FRONT AND REAR MATTER IS 19 AND TOTAL NUMBER OF WORK PACKAGES IS 66 CONSISTING OF THE FOLLOWING:

Page / WP No.	Change No.	Page / WP No.	Change No.
Front Cover	0	WP 0040 (4 pgs)	0
i-iv	0	WP 0041 (4 pgs)	0
WP 0001 (6 pgs)	0	WP 0042 (8 pgs)	0
WP 0002 (4 pgs)	0	WP 0043 (6 pgs)	0
WP 0003 (6 pgs)	0	WP 0044 (4 pgs)	0
WP 0004 (4 pgs)	0	WP 0045 (4 pgs)	0
WP 0005 (10 pgs)	0	WP 0046 (8 pgs)	0
WP 0006 (4 pgs)	0	WP 0047 (4 pgs)	0
WP 0007 (4 pgs)	0	WP 0048 (4 pgs)	0
WP 0008 (4 pgs)	0	WP 0049 (6 pgs)	0
WP 0009 (4 pgs)	0	WP 0050 (4 pgs)	0
WP 0010 (4 pgs)	0	WP 0051 (4 pgs)	0
WP 0011 (4 pgs)	0	WP 0052 (4 pgs)	0
WP 0012 (4 pgs)	0	WP 0053 (4 pgs)	0
WP 0013 (4 pgs)	0	WP 0054 (4 pgs)	0
WP 0014 (4 pgs)	0	WP 0055 (4 pgs)	0
WP 0015 (4 pgs)	0	WP 0056 (4 pgs)	0
WP 0016 (4 pgs)	0	WP 0057 (4 pgs)	0
WP 0017 (4 pgs)	0	WP 0058 (4 pgs)	0
WP 0018 (6 pgs)	0	WP 0059 (4 pgs)	0
WP 0019 (4 pgs)	0	WP 0060 (4 pgs)	0
WP 0020 (4 pgs)	0	WP 0061 (4 pgs)	0
WP 0021 (6 pgs)	0	WP 0062 (8 pgs)	0
WP 0022 (6 pgs)	0	WP 0063 (4 pgs)	0
WP 0023 (6 pgs)	0	WP 0064 (4 pgs)	0
WP 0024 (4 pgs)	0	WP 0065 (12 pgs)	0
WP 0025 (4 pgs)	0	WP 0066 (18 pgs)	0
WP 0026 (4 pgs)	0		
WP 0027 (4 pgs)	0		
WP 0028 (4 pgs)	0		
WP 0029 (4 pgs)	0		
WP 0030 (4 pgs)	0		
WP 0031 (4 pgs)	0		
WP 0032 (4 pgs)	0		
WP 0033 (4 pgs)	0		
WP 0034 (4 pgs)	0		
WP 0035 (4 pgs)	0		
WP 0036 (4 pgs)	0		
WP 0037 (4 pgs)	0		
WP 0038 (4 pgs)	0		
WP 0039 (4 pgs)	0		

A/(B blank)

TM 10-4930-363-24P

**HEADQUARTERS
DEPARTMENT OF THE ARMY
WASHINGTON, D.C., 15 July 2008**

**FIELD MAINTENANCE MANUAL
AND
REPAIR PARTS AND SPECIAL TOOLS LIST (RPSTL)
FOR
800,000 GALLON FUEL SYSTEM SUPPLY POINT (FSSP)
NSN 4930-01-545-6669**

REPORTING ERRORS AND RECOMMENDING IMPROVEMENTS

You can help improve this publication. If you find any errors, or if you would like to recommend any improves to the procedures in this publication, please let us know. The preferred method is to submit your DA Form 2028 (Recommended Changes to Publications and Blank Forms), through the Internet, on the Army Electronic Product Support (AEPS) website. The Internet address is <http://aeeps.ria.army.mil>. The DA Form 2028 is located under the Public Applications section in the AEPS Public Home Page. Fill out the form and click on SUBMIT. Using this form on AEPS will enable us to respond quicker to your comments and better manage DA Form 2028 program. You may also mail, email, or fax your comments or DA Form 2028 directly to: U. S. Army TACOM Life Cycle Management Command, ATTN: AMSTA-LC-LMPP/TECH PUBS, 1 Rock Island Arsenal, Rock Island, IL 61299-7630. The email address is tacomlcmc.daform2028@us.army.mil. The fax number is DSN 793-0726 or Commercial (309) 782-0726.

CURRENT AS OF 28 MAY 2008

DISTRIBUTION STATEMENT A – Approved for public release; distribution is unlimited.

TABLE OF CONTENTS

	<u>WP Sequence No.</u>
INTRODUCTION	WP 0001
GROUP 01 HOSES, CAMLOCK, AND COUPLINGS	
0101 2 In. x 50 Ft. Discharge Hose Assembly.....	WP 0002
0102 3 In. x 50 Ft. Discharge Hose Assembly.....	WP 0003
0103 4 In. x 25 Ft. Discharge Hose Assembly.....	WP 0004
0104 4 In. x 10 Ft. Suction Hose Assembly.....	WP 0005
0105 6 In. x 25 Ft. Discharge Hose Assembly.....	WP 0006
0106 6 In. x 50 Ft. Discharge Hose Assembly.....	WP 0007
0107 6 In. x 10 Ft. Discharge Hose Assembly.....	WP 0008
0108 6 In. x 10 Ft. Suction Hose Assembly.....	WP 0009
0109 4 In. Female Camlock x 3 In. Adapter.....	WP 0010
0110 4 In. Male Camlock x 3 In. Adapter.....	WP 0011
0111 Coupling Half, Dust Cap 1.5 In.....	WP 0012
0112 Coupling, Half, Dust Cap 3 In.....	WP 0013
0113 Coupling Half, Dust Cap 4 In.....	WP 0014
0114 Coupling Half, Dust Plug 3 In.....	WP 0015
0115 Coupling Half, Dust Cap 4 In.....	WP 0016
0116 2 In. Quick Disconnect Coupling Half.....	WP 0017
GROUP 02 VALVES	
0201 2 In. Male Quick Disconnect x 2 In. Valved Dry-Break.....	WP 0018
0202 2 In. Ball Valve Assembly.....	WP 0019
0203 4 In. Butterfly Valve Assembly.....	WP 0020
0204 4 In. Gate Valve Assembly.....	WP 0021
0205 6 In. Gate Valve Assembly.....	WP 0022
GROUP 03 TEE ASSEMBLIES	
0301 2 In. Tee Assembly (Valve Dry-Break Coupling Assembly).....	WP 0023
0302 Tee Assembly 4 In. Female x 4 In. Male x 4 In. Female.....	WP 0024
0303 Tee Assembly 6 In. Female x 6 In. Male x 6 In. Male.....	WP 0025
0304 Tee Assembly 6 In. Male x 6 In. Female x 6 In. Male.....	WP 0026
0305 Tee Assembly 6 In. Female x 6 In. Female x 4 In. Male.....	WP 0027
0306 Tee Assembly 6 In. Female x 6 In. Female x 6 In. Male.....	WP 0028
0307 Tee Assembly 6 In. Female x 6 In. Male x 6 In. Female.....	WP 0029
0308 Tee Assembly 6 In. Male x 6 In. Female x 4 In. Female.....	WP 0030

TABLE OF CONTENTS

GROUP 04 ADAPTERS AND REDUCERS

0401 Adapter, 3 In. Female x 3 In. Female.....WP 0031
0402 Adapter, 4 In. Female x 6 In. Male.....WP 0032
0403 2 In. Valved Dry-Break Adapter Assembly.....WP 0033
0404 3 In. Double Male Adapter Assembly.....WP 0034
0405 4 In. Double Female Adapter Assembly.....WP 0035
0406 4 In. Double Male Adapter Assembly.....WP 0036
0407 2 In. Female x 1.5 In. Male Reducer Assembly.....WP 0037
0408 4 In. Female x 2 In. Male Reducer Assembly.....WP 0038
0409 4 In. Female x 3 In. Male Reducer Assembly.....WP 0039
0410 4 In. Male x 3 In. Female Reducer Assembly.....WP 0040
0411 6 In. Female x 4 In. Male Reducer Assembly.....WP 0041

GROUP 05 NOZZLE

0500 1 In. Fuel and Oil Servicing Nozzle Assembly.....WP 0042
0502 1.5 In. Nozzle Assembly.....WP 0043
0503 D-1 Nozzle Assembly (KQ).....WP 0044
0504 D-1 Nozzle Assembly (MQ).....WP 0045
0505 D-1 Nozzle Assembly with 2 In. Unisex Coupling.....WP 0046
0506 D-1 Nozzle, Closed Circuit Refueling.....WP 0047
0503 Stand Assembly, Nozzle and Valve.....WP 0048

GROUP 06 MISCELLANEOUS

0601 Flow-Meter, Inline Assembly 6 In.....WP 0049
0602 Coupling, Rail Tanker, NATO.....WP 0050
0603 Coupling Set, Tank Truck, NATO.....WP 0051
0604 Displacement and Evacuation Kit, 4 In.....WP 0052
0605 Displacement and Evacuation Kit, 6 In.....WP 0053
0606 Filter Separator, Frame Mounted, 350 GPM.....WP 0054
0607 Fuel Additive Injector Assembly.....WP 0055
0608 Fuel Spill Control Kit, Type II.....WP 0056
0609 Ground Rod Assembly.....WP 0057
0610 Ground Wire Assembly, 100 Ft.....WP 0058
0611 Hose Repair Kit.....WP 0059
0612 Pumping Assembly, 600 GPM.....WP 0060
0613 Wet Wing Defueling Kit.....WP 0061

TABLE OF CONTENTS

	<u>WP Sequence No.</u>
GROUP 06 MISCELLANEOUS (Cont)	
0614 Regulator, Pressure, 2F Inlet, 2 Unisex Outlet.....	WP 0062
0615 Strainer, 4-In. In-Line.....	WP 0063
0616 Miscellaneous Components.....	WP 0064
CROSS-REFERENCE INDEXES	
National Stock Number Index.....	WP 0065
Part Number Index.....	WP 0066

**FIELD MAINTENANCE
REPAIR PARTS AND SPECIAL TOOLS LIST**

INTRODUCTION

SCOPE

This RPSTL lists and authorizes spare and repair parts; special tools; Special Test, Measurement, and Diagnostic Equipment (TMDE); and other special support equipment required for performance of field maintenance of the 800,000 Gallon Fuel System Supply Point (FSSP). It authorizes the requisitioning, issue, and disposition of spares, repair parts, and special tools as indicated by the source, maintenance, and recoverability (SMR) codes.

GENERAL

In addition to the Introduction Work Package, this RPSTL is divided into the following work packages:

1. Repair Parts List Work Packages. Work packages containing lists of spare and repair parts authorized by this RPSTL for use in the performance of maintenance. The list also includes parts which must be removed for replacement of the authorized parts. Parts lists are composed of functional groups in ascending alphanumeric sequence, with the parts in each group listed in ascending figure and item number sequence. Repair parts for repairable special tools are also listed in a separate work package. Items listed are shown on the associated illustrations/figures.

2. Special Tools List Work Packages. Work packages containing lists of special tools, and special support equipment authorized by this RPSTL. Tools that are components of common tool sets and/or Class VII are not listed.

3. Cross-Reference Indexes Work Packages. There are two cross-reference indexes work packages in this RPSTL: The National Stock Number (NSN) Index work package and the Part Number (P/N) Index work package. The National Stock Number Index work package refers you to the figure and item number appearance. The Part Number Index work package list all part numbers in alphanumeric sequence and refers you to the figure and item number appearance.

EXPLANATION OF COLUMNS IN THE REPAIR PARTS LIST AND SPECIAL TOOLS LIST WORK PACKAGES

ITEM NO. (Column (1)). Indicates the number used to identify items called out in the illustration.

SMR CODE (Column (2)). The Source, Maintenance, and Recoverability (SMR) code is a 5-position code containing supply/requisitioning information, maintenance category authorization criteria, and disposition instruction, as shown in the following breakout:

Table 1. SMR Code			
Source <u>Code</u>		Maintenance <u>Code</u>	Recoverability <u>Code</u>
XX		XX	X
1 st two Positions	3 rd position:	4 th position:	5 th position:
How to get an item.	Who can install, Replace or use the item.	Who can do complete Repair on item.	Who determines Disposition action on Unserviceable items.

* Complete Repair: Maintenance capacity, capability, and authority to perform all corrective maintenance tasks of the Repair function in a use/user environment in order to restore serviceability to a failed item.

Source Code. The source code tells you how to get an item needed for maintenance, repair, or overhaul of an end item/equipment. Explanation of source codes follows:

Source Code**Application/Explanation**

PA }
PB }
PC** }
PD }
PE }
PF }
PG }

Stocked items; use the applicable NSN to request/requisition items with these source codes. They are authorized to the category indicated by the code entered in the 3rd position of the SMR code.

****NOTE**

Items coded PC are subject to deterioration.

KD }
KF }
KB }

Items with these codes are not to be requested/requisitioned individually. They are part of a kit which is authorized to the maintenance category indicated in the 3rd position of the SMR code. The complete kit must be requisitioned and applied.

MO- (Made at Unit Level)
MF- (Made at DS Level)
MH- (Made at GS Level)
ML- (Made at Specialized Repair Act (SRA))
MD- (Made at Depot)
MG-Navy Only

Items with these codes are not to be requested/requisitioned individually. They must be made from bulk material which is identified by the part number in the DESCRIPTION AND USABLE ON CODE (UOC) column and listed in the bulk material group of the repair parts list in the RPSTL. If the item is authorized to you by the 3rd position code of the SMR code, but the source code indicates it is made at a higher level, order the item from the higher level of maintenance.

AO- (Assembled by Unit Level)
AF- (Assembled by DS Level)
AH- (Assembled by GS Level)
AL- (Assembled by SRA)
AD- (Assembled by Depot)

Items with these codes are not to be requested/requisitioned individually. The parts that make up the assembled item must be requisitioned or fabricated and assembled at the level of maintenance indicated by the source code. If the 3rd position code of the SMR code authorized you to replace the item, but the source code indicates the item is assembled at a higher level, order the item from the higher level of maintenance.

XA

Do not requisition an XA-coded item. Order its next higher assembly. (Also, refer to the note below.)

XB

If an XB item is not available from salvage, order it using CAGEC and part number given.

XC

Installation drawing, diagram, instruction sheet, field service drawing that is identified by manufacturer's part number.

XD

Item is not stocked. Order an XD-coded item through normal supply channels using the CAGEC and part number given, if no NSN is available.

NOTE

Cannibalization or controlled exchange, when authorized, may be used as a source of supply for items with the above source codes, except for those source coded XA.

Maintenance Code. Maintenance codes tell you the level(s) of maintenance authorized to USE and REPAIR support items. The maintenance codes are entered in the third and fourth positions of the SMR code as follows:

Third Position. The maintenance code entered in the third position tells you the lowest maintenance level authorized to remove, replace, and use an item. The maintenance code entered in the third position will indicate authorization to one of the following levels of maintenance.

Maintenance

Code	Application/Explanation
C –	Crew or operator maintenance done within organizational maintenance.
O* –	Unit level /AMC maintenance can remove, replace, and use the item.
F –	Direct support level can remove, replace, and use the item.
H –	General support level can remove, replace, and use the item.
L –	Specialized repair activity/TASMG can remove, replace, and use the item.
G –	Afloat and ashore intermediate maintenance can remove, replace and use the item. (Navy only)
K–	Contractor facility can remove, replace and use the item.
Z–	Item is not authorized to be removed, replaced or used at any maintenance level.
D –	Depot level can remove, replace, and use the item.

*NOTE – Army may use C in the third position. However, for joint service publications, Army will use O.

Fourth Position. The maintenance code entered in the fourth position tells you whether or not the item is to be repaired and identifies the lowest maintenance level with the capability to do complete repair (i.e., perform all authorized repair functions).

NOTE

Some limited repair may be done on the item at a lower level of maintenance, if authorized by the Maintenance Allocation Chart (MAC) and SMR codes.

Maintenance

Code	Application/Explanation
O* –	Unit is the lowest level that can do complete repair of the item.
F –	Direct support is the lowest level that can do complete repair of the item.
H –	General support is the lowest level that can do complete repair of the item.
L –	Specialized repair activity (designate the specialized repair activity) is the lowest level that can do complete repair of the item.
D –	Depot is the lowest level that can do complete repair of the item.
G –	Afloat and ashore intermediate maintenance can remove, replace and use the item. (Navy only)
K–	Contractor facility can remove, replace and use the item.
Z –	Non-repairable. No repair is authorized.
B –	No repair is authorized. (No parts or special tools are authorized for the maintenance of a B-coded item.) However, the item may be reconditioned by adjusting, lubricating, etc., at the user level.

Recoverability Code. Recoverability codes are assigned to items to indicate the disposition action on unserviceable items. The recoverability code is entered in the fifth position of the SMR code as follows:

Recoverability

<u>Code</u>	<u>Application/Explanation</u>
Z –	Non-repairable item. When unserviceable, condemn and dispose of the item at the level of maintenance shown in 3rd position of SMR code.
O –	Reparable item. When uneconomically repairable, condemn and dispose of the item at unit level.
F –	Reparable item. When uneconomically repairable, condemn and dispose of the item at the direct support level.
H –	Reparable item. When uneconomically repairable, condemn and dispose of the item at the general support level.
D –	Reparable item. When beyond lower level repair capability, return to depot. Condemnation and disposal of item not authorized below depot level.
L –	Reparable item. Condemnation and disposal not authorized below specialized repair activity (SRA).
A –	Item requires special handling or condemnation procedures because of specific reasons (e.g.; precious metal content, high dollar value, critical material, or hazardous material). Refer to appropriate manuals/directives for specific instructions.
G –	Field level repairable item. Condemn and dispose at either afloat or ashore intermediate levels. (Navy only)
K–	Contractor facility can remove, replace and use the item.

NSN (Column (3)). The NSN for the item is listed in this column.

CAGEC (Column (4)). The Commercial and Government Entity Code (CAGEC) is a 5-digit code which is used to identify the manufacturer, distributor, or Government agency/activity, that supplies the item.

PART NUMBER (Column (5)). Indicates the primary number used by the manufacturer (individual, company, firm, corporation, or Government activity), which controls the design and characteristics of the item by means of its engineering drawings, specifications standards, and inspection requirements to identify an item or range of items. Part numbers not available (N/A) will be provided as updates to this manual when available.

NOTE

When you use an NSN to requisition an item, the item you receive may have a different part number from the number listed.

DESCRIPTION AND USABLE ON CODE (UOC) (Column (6)). This column includes the following information:

- (1) The Federal item name and, when required, a minimum description to identify the item.
- (2) Items that are included in kits and sets are listed below the name of the kit or set.
- (3) Spare/repair parts that make up an assembled item are indented and listed immediately following the assembled item line entry.
- (3) Hardness Critical Item (HCI). A support item that provides the equipment with special protection from electromagnetic pulse (EMP) damage during a nuclear attack.
- (4) Part numbers for bulk materials are referenced in this column in the line item entry for the item to be manufactured/fabricated.
- (5) The statement END OF FIGURE appears just below the last item description in column 6 for a given figure in both the repair parts list and special tools list work packages.

QTY (Column (7)). The QTY (quantity per figure column) indicates the quantity of the item used in the breakout shown on the illustration figure, which is prepared for a functional group, subfunctional group, or an assembly. A "V" appearing in this column in lieu of a quantity indicates that the quantity is variable and the quantity may change from application to application.

EXPLANATION OF CROSS-REFERENCE INDEXES WORK PACKAGES FORMAT AND COLUMNS

1. National Stock Number (NSN) Index Work Package. NSNs in this index are listed in National Item Identification Number (NIIN) sequence.

STOCK NUMBER Column. This column lists the NSN in NIIN sequence. The NIIN consists of the last nine digits of the NSN. When using this column to locate an item, ignore the first 4 digits of the NSN. However, the complete NSN should be used when ordering items by stock number. For example, if the NSN is 4720-01-542-7663, then the NIIN is 01-542-7663.

FIG. Column. This column lists the number of the figure where the item is identified/located. The figures are in numerical order in the repair parts and special tools list work packages.

ITEM Column. The item number identifies the item associated with the figure listed in the adjacent FIG. column. This item is also identified by the NSN listed on the same line.

2. Part Number (P/N) Index Work Package. Part numbers in this index are listed by part number in ascending alphanumeric sequence (i.e., vertical arrangement of letter and number combination which places the first letter or digit of each group in order A through Z, followed by the numbers 0 through 9 and each following letter or digit in like order).

PART NUMBER Column. Indicates the part number assigned to the item.

FIG. Column. This column lists the number of the figure where the item is identified/located in the repair parts list and special tool list work packages.

ITEM Column. The item number is that number assigned to the item as it appears in the figure referenced in the adjacent figure number column.

SPECIAL INFORMATION

Index Numbers. This index number is a cross-reference between the National Stock Number/Part Number Index in the repair parts list work packages.

Associated Publications. The publications listed below pertain to the 800K Fuel System Supply Point (FSSP).

TM 10-4930-363-13 800K FSSP Operator's Field and Sustainment Maintenance Manual
 TM 10 4930-363-23P Repair Parts and Special Tool List, Field Maintenance for 800K FSSP
 TM 10-4930-364-13&P Fuel Additive Injector Field and Sustainment Maintenance Manual
 TM 5-5430-219-13 350 GPM Filter Separator
 TM 10-6630-240-12&P Test Kit Petroleum, Aviation Fuel Contaminant
 TM 10-4320-374-13&P Pumping Assembly, 600 GPM

Illustrations. The illustrations in this RPSTL contain unit authorized items. Illustrations published in TM 10-4930-363-13, that contain unit authorized items also appear in the RPSTL. The tabular list in the repair parts list work package contains only those parts coded "O" in the third position of the SMR code, therefore, there may be a break in the item number sequence.

HOW TO LOCATE REPAIR PARTS

When National Stock Number or Part Number is Not Known.

(1) First. Using the table of contents, determine the assembly group or subassembly group to which the item belongs. This is necessary since figures are prepared for assembly groups and subassembly groups, and listings are divided into the same groups.

(2) Second. Find the figure covering the assembly group or subassembly group to which the item belongs.

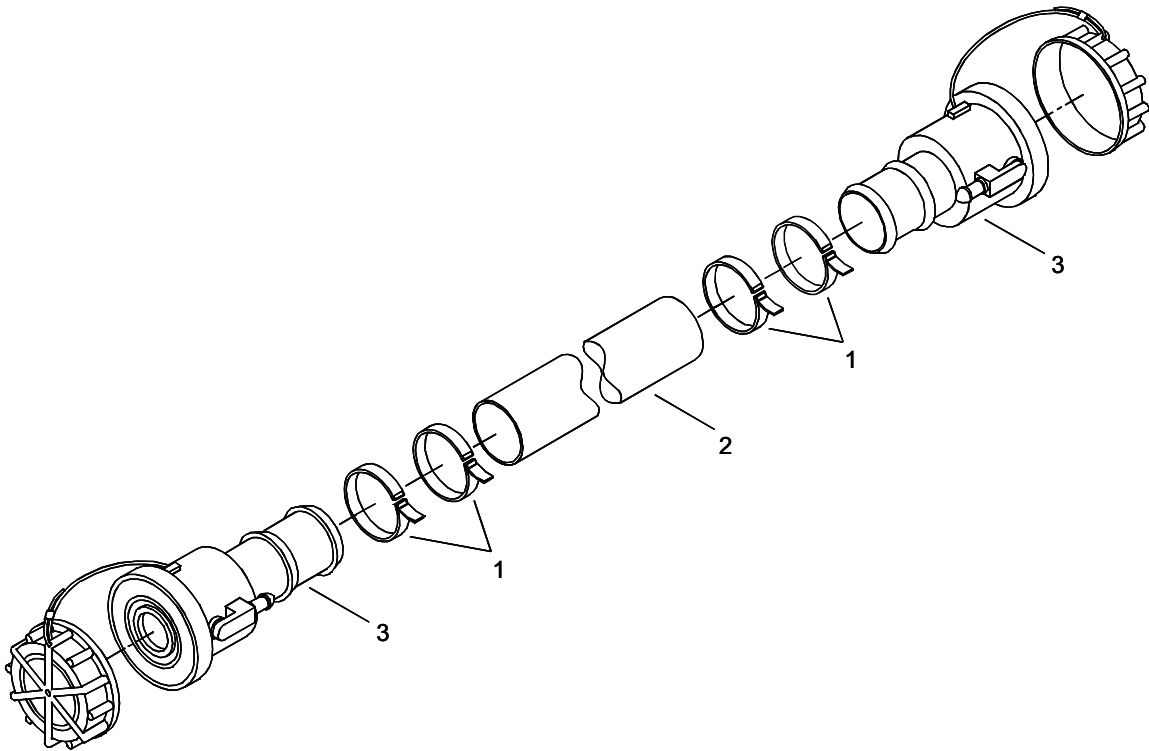
(3) Third. Identify the item on the figure and use the Figure and Item Number Index to find the NSN.

When National Stock Number or Part Number is Known.

(1) First. Using the Index of National Stock Numbers and Part Numbers, find the pertinent National Stock Number or Part Number. The NSN index is in National Item Identification Number (NIIN) sequence (see 4720-01-543-6638, page 0065-1. The part numbers in the Part Number index are listed in ascending alphanumeric sequence (see 78009-1 page 0066-1. Both indexes cross-reference you to the illustration figure and item number of the item you are looking for.

(2) Second. After finding the figure and item number, verify that the item is the one you're looking for, then locate the item number in the repair parts list for the figure.

FIELD MAINTENANCE
2 IN. X 50 FT DISCHARGE HOSE ASSEMBLY, VALVED DRY-BREAK, 78009-100



See Figure 17 for Breakout of Valved Dry-Break (64020)

Figure 1. 2 In. X 50 Ft. Discharge Hose Assembly, Valved Dry-Break, 78009-100.

(1) ITEM NO	(2) SMR CODE	(3) NSN	(4) CAGEC	(5) PART NUMBER	(6) DESCRIPTION AND USABLE ON CODE (UOC)	(7) QTY
-------------------	--------------------	------------	--------------	-----------------------	--	------------

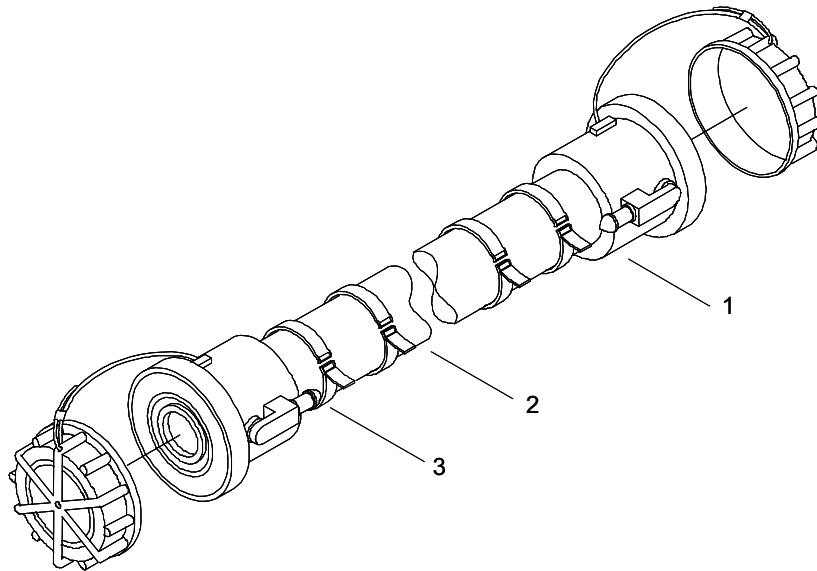
GROUP 01

FIG. 1 2 IN. X 50 FT. DISCHARGE
HOSE ASSEMBLY, VALVED DRY-
BREAK, 78009-100

1	PAOZZ		90598	78010-3	CLAMP, HOSE, .50 WIDE X 3.75 NOM. ID	4
2	PAOZZ	4720-01-543-6638	90598	78009-1	HOSE, NONMETALLIC	1
3	PAOFZ	4730-01-296-9463	00624	AE88053R	COUPLING HALF, QUICK	2

END OF FIGURE

FIELD MAINTENANCE
3 IN. X 50 FT. DISCHARGE HOSE ASSEMBLY 78010-100



For the Parts Break-down of item 1, Coupling, 3 In. Valved Unisex x 3 In. Hose w/cap, refer to Figure 3, 64031D.

Figure 2. 3 In. x 50 Ft. Discharge Hose Assembly, 78010-100.

(1) ITEM NO	(2) SMR CODE	(3) NSN	(4) CAGEC	(5) PART NUMBER	(6) DESCRIPTION AND USABLE ON CODE (UOC)	(7) QTY
-------------------	--------------------	------------	--------------	-----------------------	--	------------

GROUP 01

**FIG. 2 3 IN. X 50 FT. DISCHARGE
HOSE ASSEMBLY, 78010-100**

1	PAOZZ	4730-01-474-9908	0DT23	64031D	COUPLING HALF, QUICK	2
2	PAOZZ	4720-01-543-5748	90598	78010-1	HOSE, COLLAPSIBLE, COLOR TAN, TYPE A 3 IN. ID X 50 FT	1
3	PAOZZ		90598	78010-3	CLAMP, HOSE, .50 WIDE X 3.75 NOM ID	4

END OF FIGURE

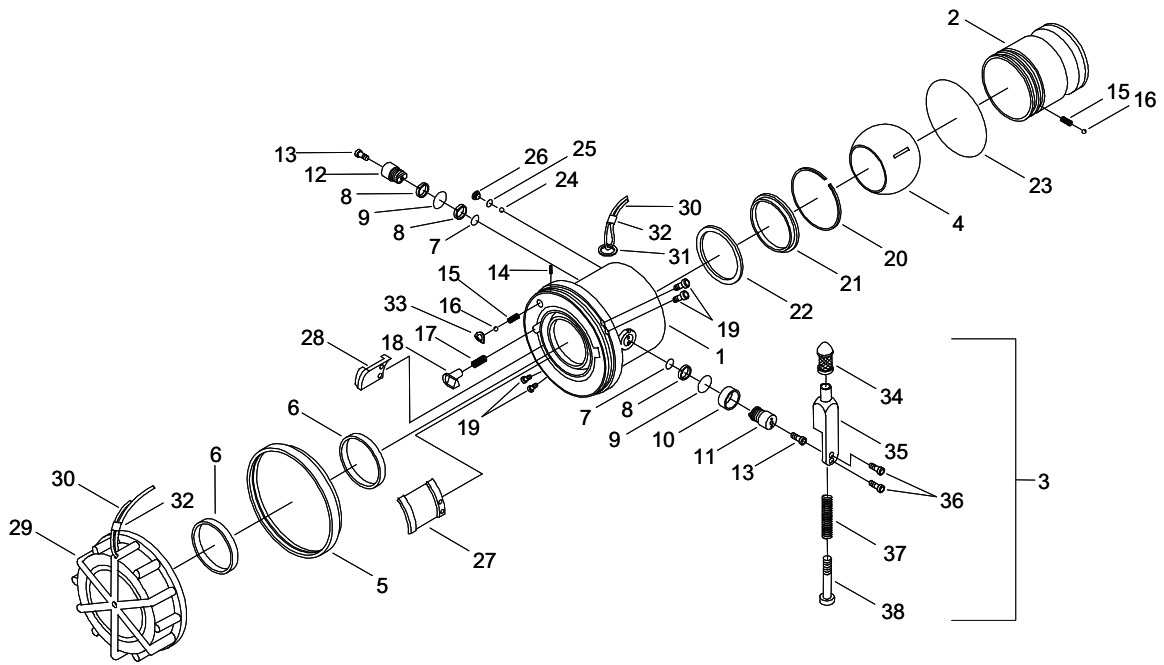


Figure 3. Coupling, 3 In. Valved Unisex x 3 In. Hose Barb w/Cap, 64031D.

(1) ITEM NO	(2) SMR CODE	(3) NSN	(4) CAGEC	(5) PART NUMBER	(6) DESCRIPTION AND USABLE ON CODE (UOC)	(7) QTY
GROUP 01						
FIG. 3 COUPLING, 3 IN. VALVED UNISEX X 3 IN. HOSE BARB W/CAP, 64031D						
1	PAOZZ	4820-01-544-3274	0DT23	220429-1	BODY, VALVE,	1
2	PAOZZ		0DT23	220381-1	INLET	1
3	PAFFZ	5340-01-456-1334	0DT23	47119	HANDLE, MANUAL CONTROL	1
4	PAOZZ	4820-01-544-3269	0DT23	220449	BALL, VALVE, PORTED	1
5	PAOZZ	2910-01-456-2274	0DT23	220468	CAP BUMPER	1
6	PCOZZ	5330-01-460-8998	0DT23	220467	SEAL, PLAIN	2
7	PCOZZ	5331-00-248-3834	81343	MS29513-009	O-RING	2
8	PAOZZ	4730-01-544-3265	0DT23	220464	BUSHING, HOSE	3
9	PCOZZ	5331-00-248-3845	81343	MS29513-016	O-RING	2
10	PAOZZ	3120-01-456-3926	0DT23	220466	BEARING, SLEEVE	1
11	PAOZZ	3040-01-544-8047	0DT23	220430	SHAFT, SHOULDERED	1
12	PAOZZ	3040-01-544-3987	0DT23	220432	SHAFT, SHOULDERED	1
13	PAOZZ	5305-01-210-1648	96906	MS16999-20L	SCREW, CAP, SOCKET HD	2
14	PAOZZ	5315-01-457-0305	0DT23	0.094X1.000LDP	PIN, SPRING	1
15	PAOZZ	5360-01-461-5852	0DT23	220153	SPRING, HELICAL, COMP	2
16	PAOZZ	3110-01-504-8557	0DT23	220265	BALL, BEARING	2
17	PAOZZ	5360-01-544-1416	0DT23	LC030D-8	SPRING, HELICAL, COMP	1
18	PAOZZ	5315-01-457-0306	0DT23	220457	PIN, QUICK RELEASE	2
19	PAOZZ	5305-01-210-1648	96906	MS16997-20L	SCREW, CAP, SOCKET HD	4
20	PAOZZ	5325-01-457-3807	0DT23	220470	RING, RETAINING	1
21	PAOZZ	5330-01-456-8757	0DT23	220459	RETAINER, SEAL	1
22	PCOZZ	5330-01-458-5461	0DT23	220465	SEAL, PLAIN	1
23	PCOZZ	5331-00-251-9367	81343	MS29513-234	O-RING	1
24	PAOZZ	3110-01-247-1056	0DT23	221075	BALL, BEARING	41
25	PCOZZ	5331-00-263-8011	0DT23	MS29512-03	O-RING	1
26	PAOZZ	5304-01-459-4210	0DT23	220484	SCREW, CAP, HEXAGON	1
27	PAOZZ	5340-01-458-5526	0DT23	220446-2	CLAMP, SYNCHRO	1
28	PAOZZ	5340-01-458-5529	0DT23	220446-1	CLAMP, SYNCHRO	1
29	PAOZZ	4730-01-544-1415	0DT23	47395	CAP, QUICK DISCONNECT	1
30	PAOZZ	4010-01-544-2164	0DT23	82499-2000	ROPE, WIRE	1
31	PAOZZ	4365-01-490-5797	0DT23	220482	RING, CONNECTING, ROUND	1
32	PAOZZ	4030-00-431-5537	30006	2842687	SWAGING SLEEVE, WIRE	2
33	PAOZZ	4820-01-504-8924	0DT23	220334	SEAT, VALVE	1
34	PAOZZ	5355-01-543-4100	0DT23	220142	KNOB	1
35	PAOZZ	5340-01-459-2151	0DT23	220435	LEVER, LOCK-RELEASE	1
36	PAOZZ	5305-01-543-4523	0DT23	PL24693C50	SCREW, MACHINE	2
37	PAOZZ	5360-01-543-6716	0DT23	220145	SPRING, HELICAL, COMP	1
38	PAOZZ	5305-01-543-6710	0DT23	220204	SCREW, MACHINE	1

END OF FIGURE

FIELD MAINTENANCE
4 IN. X 25 FT DISCHARGE HOSE ASSEMBLY, 78007-102

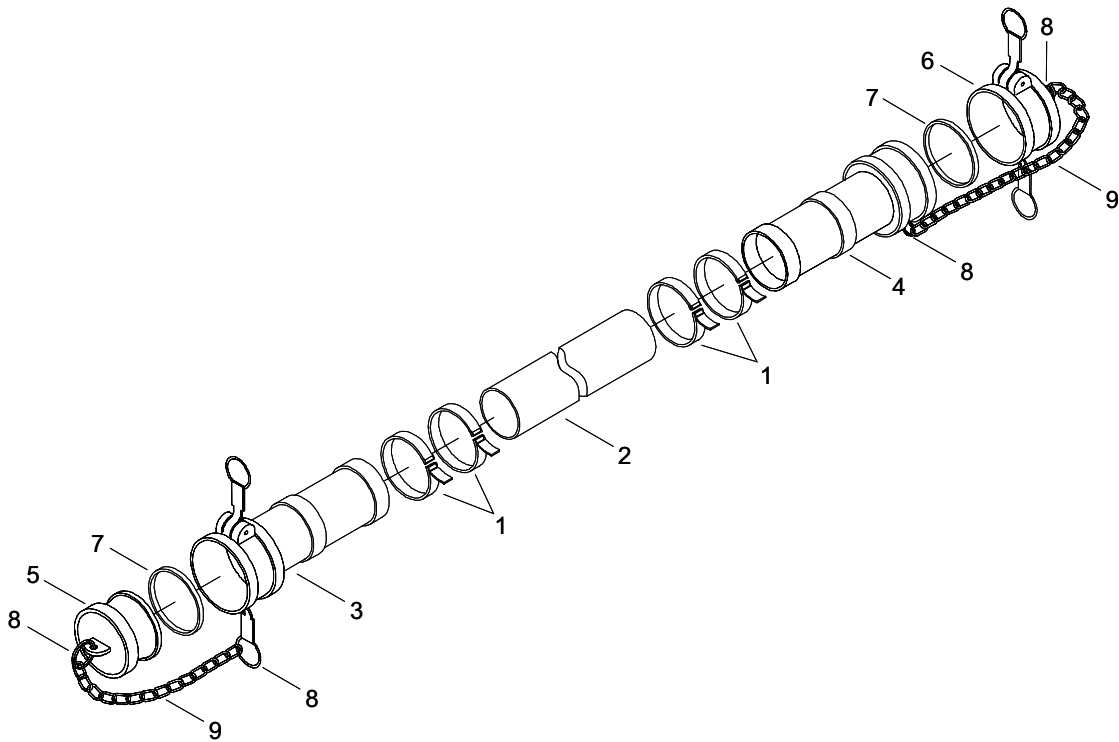


Figure 4. 4 In. X 25 Ft. Discharge Hose Assembly, 78007-102.

(1) ITEM NO	(2) SMR CODE	(3) NSN	(4) CAGEC	(5) PART NUMBER	(6) DESCRIPTION AND USABLE ON CODE (UOC)	(7) QTY
-------------------	--------------------	------------	--------------	-----------------------	--	------------

GROUP 01

**FIG. 4 4 IN. X 25 FT. DISCHARGE
HOSE ASSEMBLY, 78007-102**

1	PAOZZ		90598	78007-8	CLAMP, HOSE, .75 WIDE X 4.75 ID	4
2	PAOZZ	4720-01-542-7663	90598	78007-3	HOSE, CALLAPSIBLE, COLOR TAN, TYPE C 4.00 ID X 25 FEET	1
3	PAOOZ	4730-01-235-9769	58536	AA59326VI19	COUPLING HALF, 4.00, FEMALE SHANK W/ GASKET	1
4	PAOZZ	4730-00-649-7388	58536	AA59326II19	COUPLING HALF, 4.00 MALE SHANK	1
5	XAOZZ		33813	1001240	ADAPTER, DUST PLUG	1
6	XAOZZ	4730-00-623-7537	58536	AA59326/10-9	DUST CAP	1
7	PCOZZ	5330-00-899-4509	58536	AA59326-9	GASKET	2
8	PAOZZ	5340-01-515-0537	39428	86805T38	HOLDER, KEY	4
9	MOOZZ	4010-01-526-4895	39428	3610T32-1	CHAIN, SASH	2

END OF FIGURE

FIELD MAINTENANCE
4 IN. X 10 FT. SUCTION HOSE ASSEMBLY, M370B091A0100A

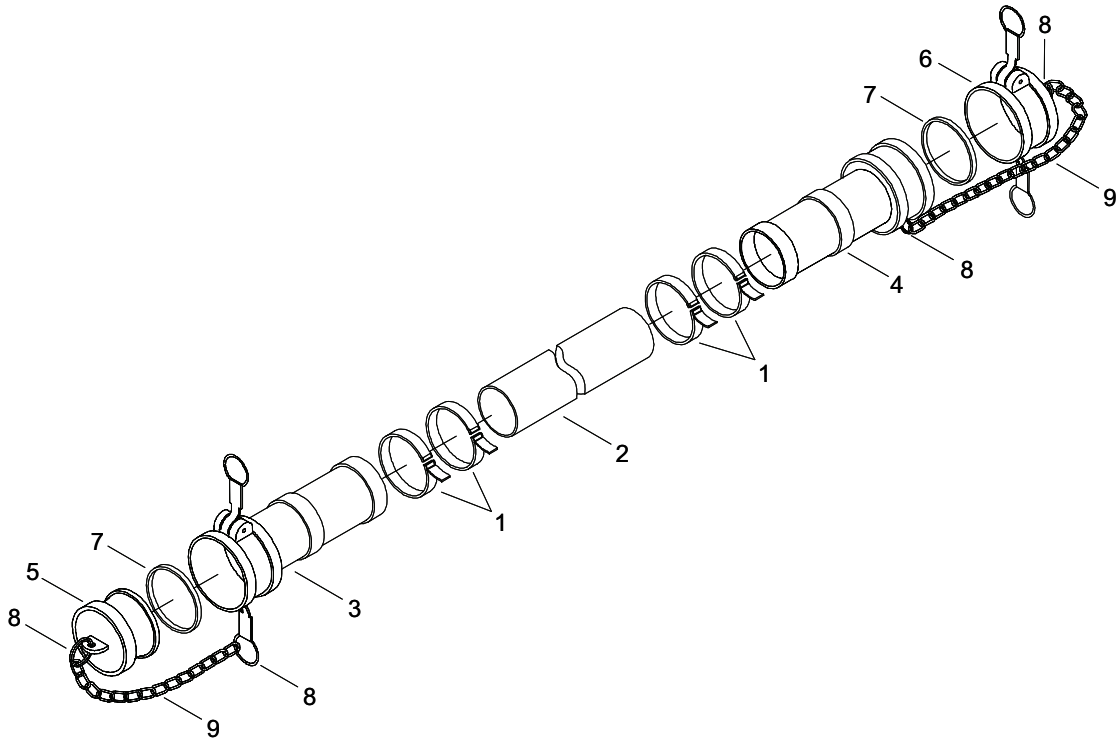


Figure 5. 4 In. X 10 Ft. Suction Hose Assembly, M370B091A0100A.

(1) ITEM NO	(2) SMR CODE	(3) NSN	(4) CAGEC	(5) PART NUMBER	(6) DESCRIPTION AND USABLE ON CODE (UOC)	(7) QTY
GROUP 01						
FIG. 5 4 IN. X 10FT SUCTION HOSE ASSEMBLY, M370B091A0100A						
1	PAOZZ		90598	78003-7	CLAMP, HOSE, .75 WIDE X 4.75 ID	4
2	PAOZZ		90598	78003-1	HOSE, WIRE REINFORCED, COLOR BLACK, TYPE B 4.00 ID X 10 FEET	1
3	PAOOZ	4730-01-235-9769	58536	AA5932VI19	COUPLING HALF, 4.00, FEMALE SHANK W/ GASKET	1
4	PAOOZ	4730-00-649-7388	58536	AA59326II19	COUPLING HALF, 4.00 MALE SHANK	1
5	PAOZZ	4730-00-640-6188	58536	AA59326X19	ADPATER, DUST PLUG	1
6	PAOZZ	4730-00-623-7537	58536	AA59326/10-9	DUST CAP	1
7	PCOZZ	5330-00-899-4509	58536	AA59326-9	GASKET	2
8	PAOZZ	5340-01-515-0537	39428	86805T38	HOLDER, KEY	4
9	MOOZZ	4010-01-526-4895	39428	3610T32	CHAIN, SASH	2
END OF FIGURE						

FIELD MAINTENANCE
6 IN. X 25 FT. DISCHARGE HOSE ASSEMBLY, 78008-100

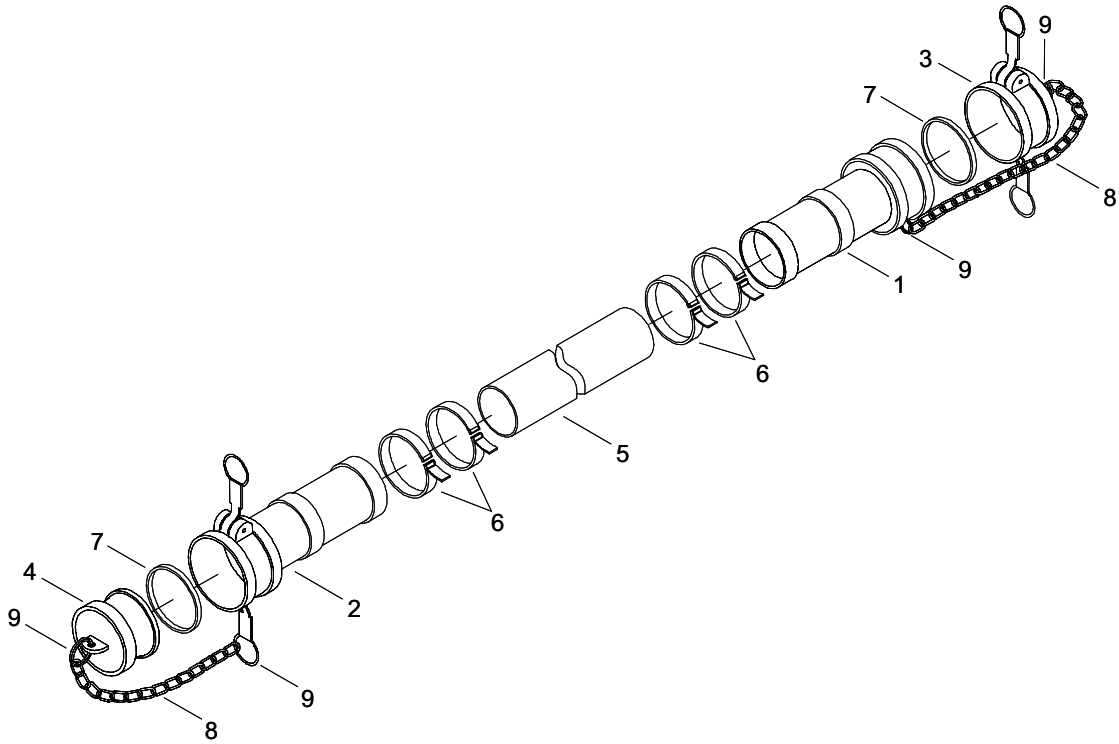


Figure 6. 6 In. X 25 Ft. Discharge Hose Assembly, 78008-100.

(1) ITEM NO	(2) SMR CODE	(3) NSN	(4) CAGEC	(5) PART NUMBER	(6) DESCRIPTION AND USABLE ON CODE (UOC)	(7) QTY
GROUP 01						
FIG. 6 6 IN. X 25 FT. DISCHARGE ASSY, 78008-100						
1	PAOZZ		58536	AA59326/2-B-A	COUPLING HALF, 6.00 MALE SHANK	1
2	PAFFZ		58536	AA59326/6A-10-A-2	COUPLING HALF, 6.00, FEMALE SHANK, W/4 LOCKING CAM ARMS AND GASKET	1
3	PAOZZ	4730-00-064-4435	58536	AA59326/10-10	COUPLING HALF, 6.00 CAP, DUST W/LANYARD AND GASKET	1
4	PAOOZ	4730-00-706-7155	58536	AA59326/11-10	COUPLING HALF, 6.00 PLUG, DUST W/LANYARD	1
5	PAOZZ		90598	78008-1	HOSE, COLLAPSIBLE, COLOR TAN, TYPE C 6.00 ID X 25 FEET	1
6	PAOZZ		90598	78008-8	CLAMP, HOSE, .75 WIDE X 6.87 NOM ID	6
7	PCOZZ		58536	5500260F	GASKET	2
8	MOOZZ	4010-01-526-4895	39428	3610T32	CHAIN, SASH	2
9	PAOZZ	5340-01-515-0537	39428	86805T38	HOLDER, KEY	4

END OF FIGURE

FIELD MAINTENANCE
6 IN. X 50 FT. DISCHARGE HOSE ASSEMBLY, 78008-101

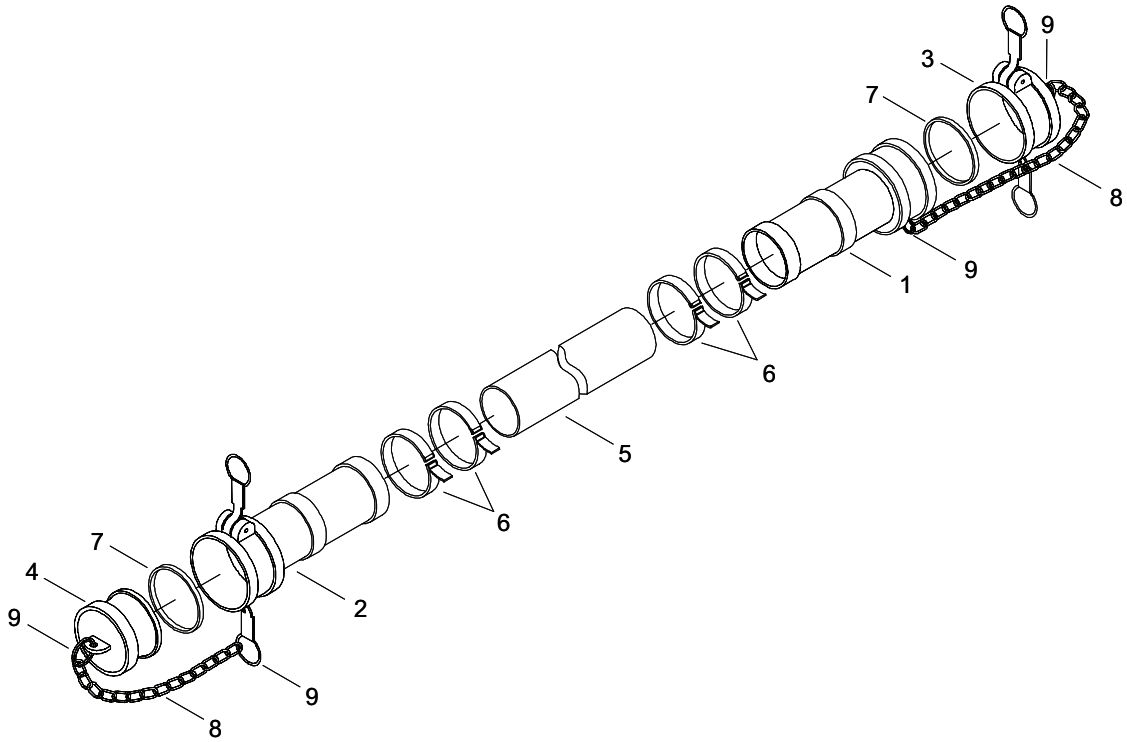


Figure 7. 6 In. X 50 Ft. Discharge Hose Assembly, 78008-101.

(1) ITEM NO	(2) SMR CODE	(3) NSN	(4) CAGEC	(5) PART NUMBER	(6) DESCRIPTION AND USABLE ON CODE (UOC)	(7) QTY
GROUP 01						
FIG. 7 6 IN. X 50 FT. DISCHARGE ASSY, 78008-101						
1	PAOZZ		33813	AA59326/2-B-A	COUPLING HALF, 6.00 MALE SHANK	1
2	PAFZZ		33813	AA59326/6A-10-A	COUPLING HALF, 6.00, FEMALE SHANK, W/4 LOCKING CAM ARMS AND GASKET	1
3	PAOZZ	4730-00-064-4435	58536	AA59326/10-10	COUPLING HALF, 6.00 CAP, DUST W/LANYARD AND GASKET	1
4	PAOZZ	4730-00-706-7155	58538	AA59326/11-10	COUPLING HALF, 6.00 PLUG, DUST W/LANYARD	1
5	PAOZZ		90598	78008-1	HOSE, COLLAPSIBLE, COLOR TAN, TYPE C 6.00 ID X 50 FEET	1
6	PAOZZ		90598	78008-8	CLAMP, HOSE, .75 WIDE X 6.87 NOM ID	6
7	PCOZZ		33813	5500260F	GASKET	2
8	MOOZZ	4010-01-526-4895	39428	3610T32	CHAIN, SASH	2
9	PAOZZ	5340-01-515-0537	39428	86805T38	HOLDER KEY	4

END OF FIGURE

**FIELD MAINTENANCE
6 IN. X 10 FT. DISCHARGE HOSE ASSEMBLY, 301.1061**

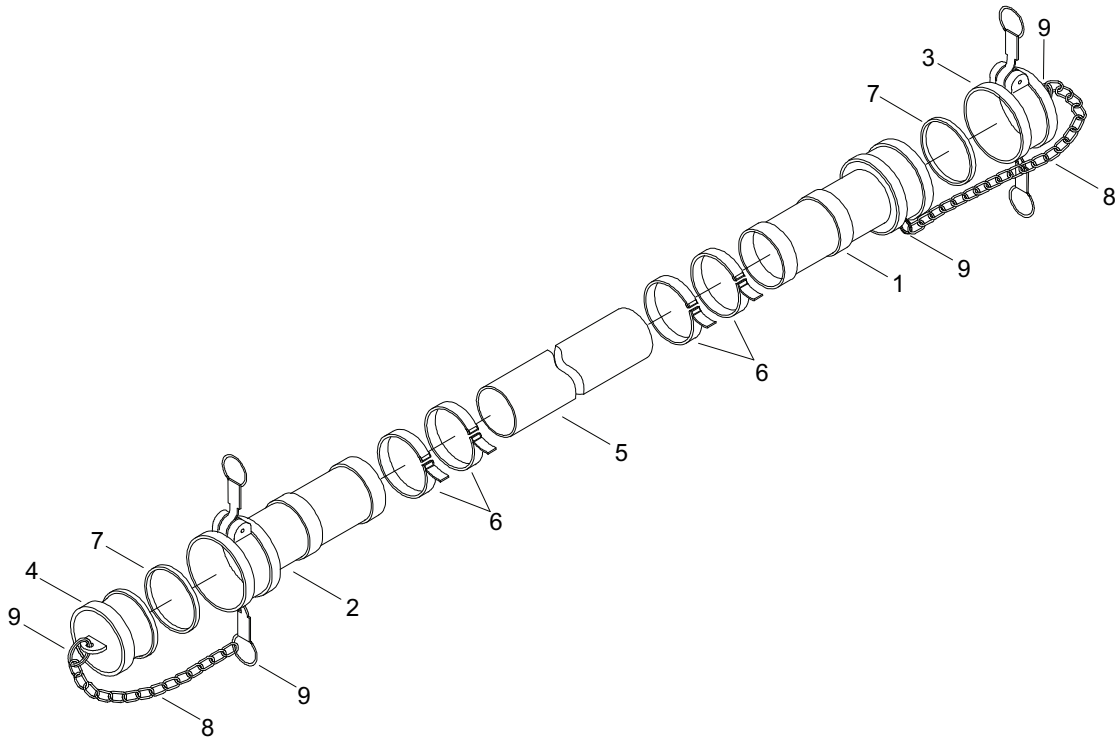


Figure 8. 6 In. x 10 Ft. Discharge Hose Assembly, 301.1061.

(1) ITEM NO	(2) SMR CODE	(3) NSN	(4) CAGEC	(5) PART NUMBER	(6) DESCRIPTION AND USABLE ON CODE (UOC)	(7) QTY
GROUP 01						
FIG. 8 6 IN. X 10 FT. DISCHARGE ASSY, 301.1061						
1	PAOZZ		33813	AA59326/2-B-A	COUPLING HALF, 6.00 MALE SHANK	1
2	PAFZZ		33813	AA59326/6A-10-A	COUPLING HALF, 6.00, FEMALE SHANK, W/4 LOCKING CAM ARMS AND GASKET	1
3	PAOZZ	4730-00-064-4435	58536	AA59326/10-10	COUPLING HALF, 6.00 CAP, DUST W/LANYARD AND GASKET	1
4	PAOZZ	4730-00-706-7155	58536	AA59326/11-10	COUPLING HALF, 6.00 PLUG, DUST W/LANYARD	1
5	PAOZZ		90598	M370C101A0	HOSE, COLLAPSIBLE, COLOR TAN, TYPE C 6.00 ID X 10 FEET	1
6	PAOZZ		15886	UL2092	CLAMP, HOSE, .75 WIDE X 6.87 NOM ID	6
7	PCOZZ		33813	5500260F	GASKET	2
8	MOOZZ	4010-01-526-4895	39428	3610T32	CHAIN, SASH	2
9	PAOZZ	5340-01-515-0537	39428	86805T38	HOLDER, KEY	4
10	PAOZZ	NO PHOTO AVAIL	15886	UB2569	HOSE CLAMP BUCKLE	6

END OF FIGURE

FIELD MAINTENANCE
6 IN. X 10 FT. SUCTION HOSE ASSEMBLY, 301.109

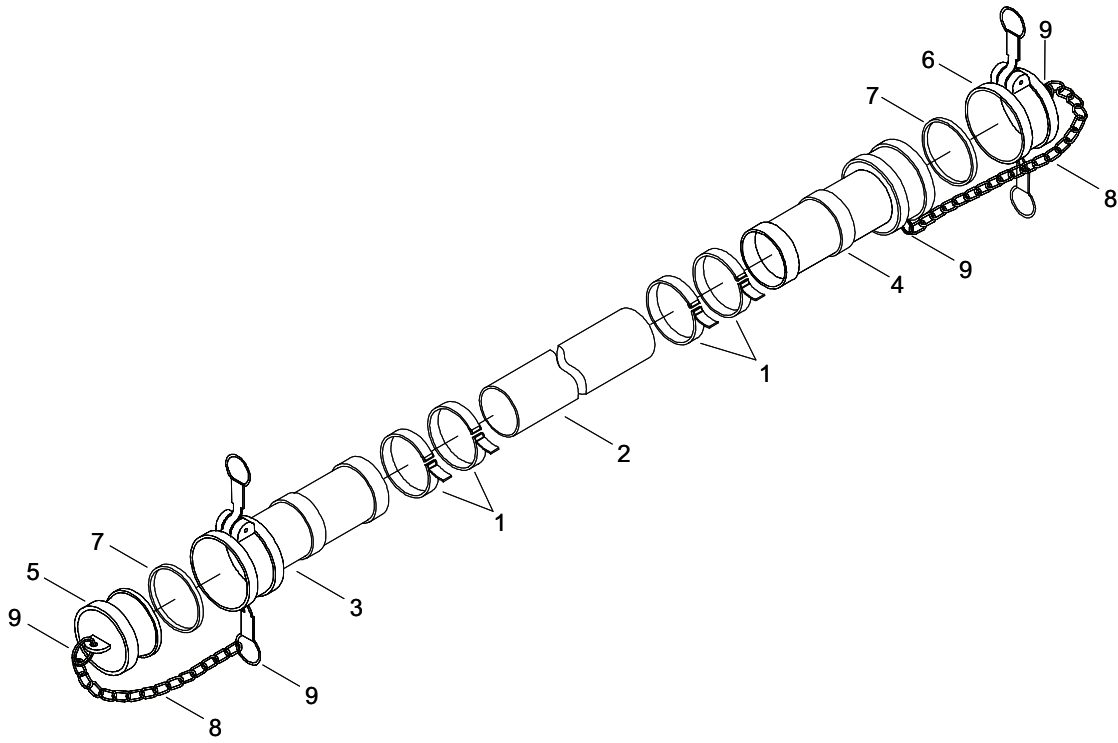


Figure 9. 6 In. x 10 Ft. Suction Hose Assembly, 301.109.

(1) ITEM NO	(2) SMR CODE	(3) NSN	(4) CAGEC	(5) PART NUMBER	(6) DESCRIPTION AND USABLE ON CODE (UOC)	(7) QTY
GROUP 01						
FIG. 9 6 IN. X 10 FT. SUCTION HOSE ASSY, 301.109						
1	PAOZZ		41592	UL2052	HOSE CLAMP, 52 INCH	6
2	PAOZZ	4720-01-416-1563	15886	M370B10A01 00A	HOSE, SUCTION, 6 IN. X 10 FT	1
3	PAOZZ		41592	735CMS6400 AC	6 IN. FEMALE COUPLER X HOSE SHANK	1
4	PAOZZ		41592	735EMS6000 1A	6 IN. MALE COUPLER X HOSE SHANK	1
5	PAOZZ		41592	735DP-6000 AP	6 IN. DUST PLUG W/CHAINAND RING	1
6	PAOZZ		41592	735DC-6000 AC	6 IN. DUST CAP W/CHAIN AND RINGS	1
7	PCOZZ		33813	5500260F	GASKET	2
8	MOOZZ	4010-01-526-4895	39428	3610T32	CHAIN, SASH	2
9	PAOZZ	5340-01-515-0537	39428	86805T38	HOLDER, KEY	4
10	PAOZZ	NO CALL OUT	15886/7 0847	UB2569	HOSE CLAMP BUCKLE	6

END OF FIGURE

FIELD MAINTENANCE
4 IN. FEMALE CAMLOCK X 3 IN. VALVED DRY-BREAK ADAPTER, 64031MQ

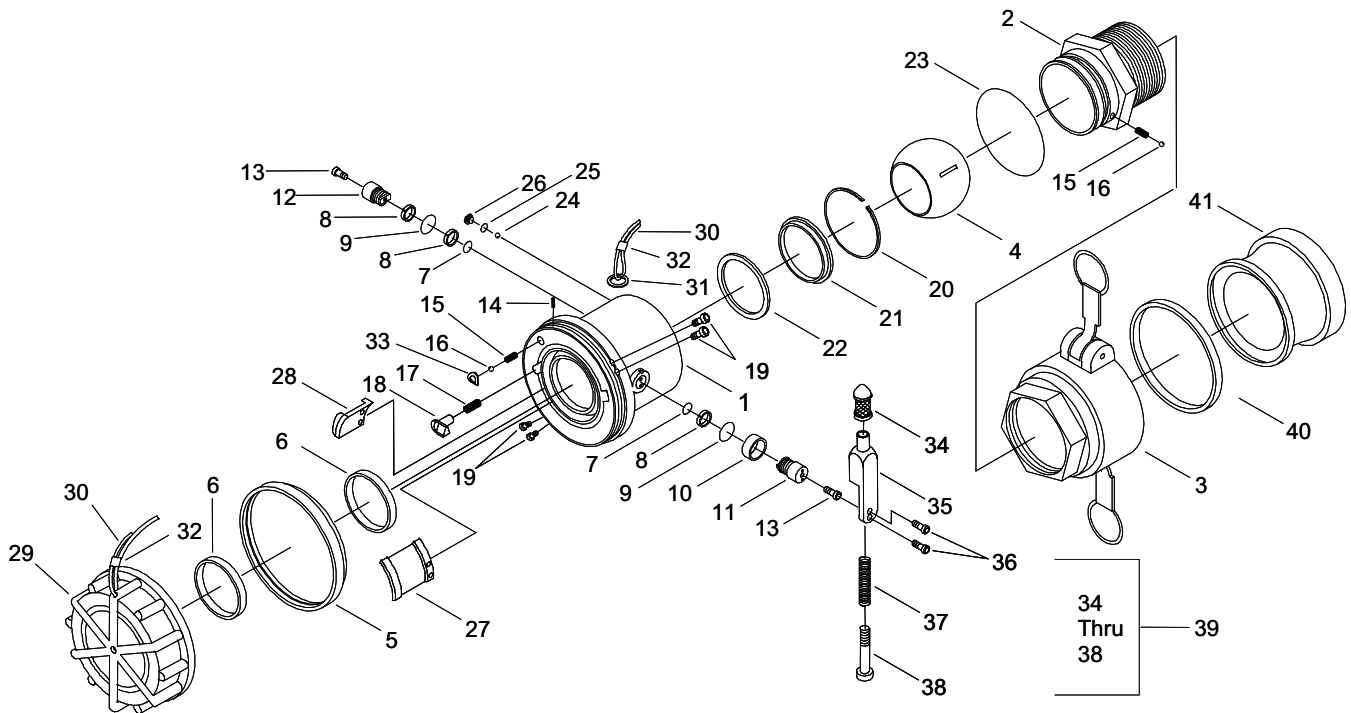


Figure 10. 4 In. Female Camlock X 3 In. Valved Dry Break Adapter, 64031MQ.

(1) ITEM NO	(2) SMR CODE	(3) NSN	(4) CAGEC	(5) PART NUMBER	(6) DESCRIPTION AND USABLE ON CODE (UOC)	(7) QTY
GROUP 01						
FIG. 10 4 IN. FE MALE CAMLOCK X 3 IN VALVED DRY BREAK ADAPTER, 64031MQ						
1	PAOZZ	4820-01-544-3274	0DT23	220429-1	BODY, VALVE,	1
2	PAOZZ	4730-01-543-5156	0DT23	220455-1	NIPPLE, PIPE	1
3	PAOZZ	4730-01-544-3277	0DT23	4030DAL-TN	COUPLING HALF, QUICK	1
4	PAOZZ	4820-01-544-3269	0DT23	220449	BALL, VALVE, PORTED	1
5	PAOZZ	2910-01-456-2274	0DT23	220468	CAP BUMPER	1
6	PCOZZ	5330-01-460-8998	0DT23	220467	SEAL, PLAIN	1
7	PCOZZ	5331-00-248-3834	81343	MS29513-009	O-RING	2
8	PAOZZ	4730-01-544-3265	0DT23	220464	BUSHING, HOSE	3
9	PCOZZ	5331-00-248-3845	0DT23	MS29513-016	O-RING	2
10	PAOZZ	3120-01-456-3926	0DT23	220466	BEARING, SLEEVE	1
11	PAOZZ	3040-01-544-8047	0DT23	220430	SHAFT, SHOULDERED	1
12	PAOZA	3040-01-544-3987	0DT23	220432	SHAFT, SHOULDERED	1
13	PAOZZ	5305-01-210-1648	96906	MS16997-32L	SCREW, CAP, SOCKET HD	2
14	PAOZZ	5315-01-457-0305	0DT23	0.094X1.000LDP	PIN, SPRING	1
15	PAOZZ	5360-01-461-5852	0DT23	220153	SPRING, HELICAL, COMP	2
16	PAOZZ	3110-01-504-8557	0DT23	220265	BALL, BEARING	2
17	PAOZZ	5360-01-544-1416	0DT23	LC030D-8	SPRING, HELICAL, COMP	1
18	PAOZZ	5315-01-457-0306	0DT23	220457	PIN, QUICK RELEASE	2
19	PAOZZ	5305-01-553-3235	81343	MS16998-20L	SCREW, CAP, SOCKET HD	4
20	PAOZZ	5325-01-457-3807	0DT23	220470	RING, RETAINING	1
21	PAOZZ	5330-01-456-8757	0DT23	220459	RETAINER, SEAL	1
22	PCOZZ	5330-01-458-5461	0DT23	220465	SEAL, PLAIN	1
23	PCOZZ	5331-00-251-9367	81343	MS29513-234	O-RING	1
24	PAOZZ	3110-01-247-1056	86090	221075	BALL, BEARING	41
25	PCOZZ	5331-00-263-8011	0DT23	MS29512-03	O-RING	1
26	PAOZZ	5304-01-459-4210	0DT23	220484	SCREW, CAP, HEXAGON	1
27	PAOZZ	5340-01-458-5526	0DT23	220446-2	CLAMP, SYNCHRO	1
28	PAOZZ	5340-01-458-5529	0DT23	220446-1	CLAMP, SYNCHRO	1
29	PAOZZ	4730-01-544-1415	0DT23	47395	CAP, QUICK DISCONNECT	1
30	PAOZZ	4010-01-544-2164	0DT23	82499-2000	CHAIN, SASH	1
31	PAOZZ	4365-01-490-5797	0DT23	220482	RING, CONNECTING, ROUND	1
32	PAOZZ	4030-00-431-5537	30003	2842687	SWAGING SLEEVE, WIRE	2
33	PAOZZ	4820-01-504-8924	0DT23	220334	SEAT, VALVE	1
34	PAOZZ	5355-01-543-4100	0DT23	220142	KNOB	1
35	PAOZZ	5340-01-459-2151	0DT23	220435	LEVER, LOCK-RELEASE	1
36	PAOZZ	5305-01-543-4523	0DT23	PL24693C50	SCREW, MACHINE	2
37	PAOZZ	5360-01-543-6716	0DT23	220145	SPRING, HELICAL, COMP	1
38	PAOZZ	5305-01-543-6710	0DT23	220204	SCREW, MACHINE	1
39	PAOZZ	5340-01-456-1334	0DT23	47119	HANDLE, MANUAL CONTROL	1
40	PCOZZ	5330-00-899-4509	58536	AA59326-9	GASKET	1
41	PAOZZ	4730-01-543-7854	0DT23	GF27029-17-TN	PLUG, QUICK DISCONNECT	1

END OF FIGURE

FIELD MAINTENANCE
4 IN. MALE CAMLOCK X 3 IN. VALVED DRY-BREAK ADAPTER, 64031PQ

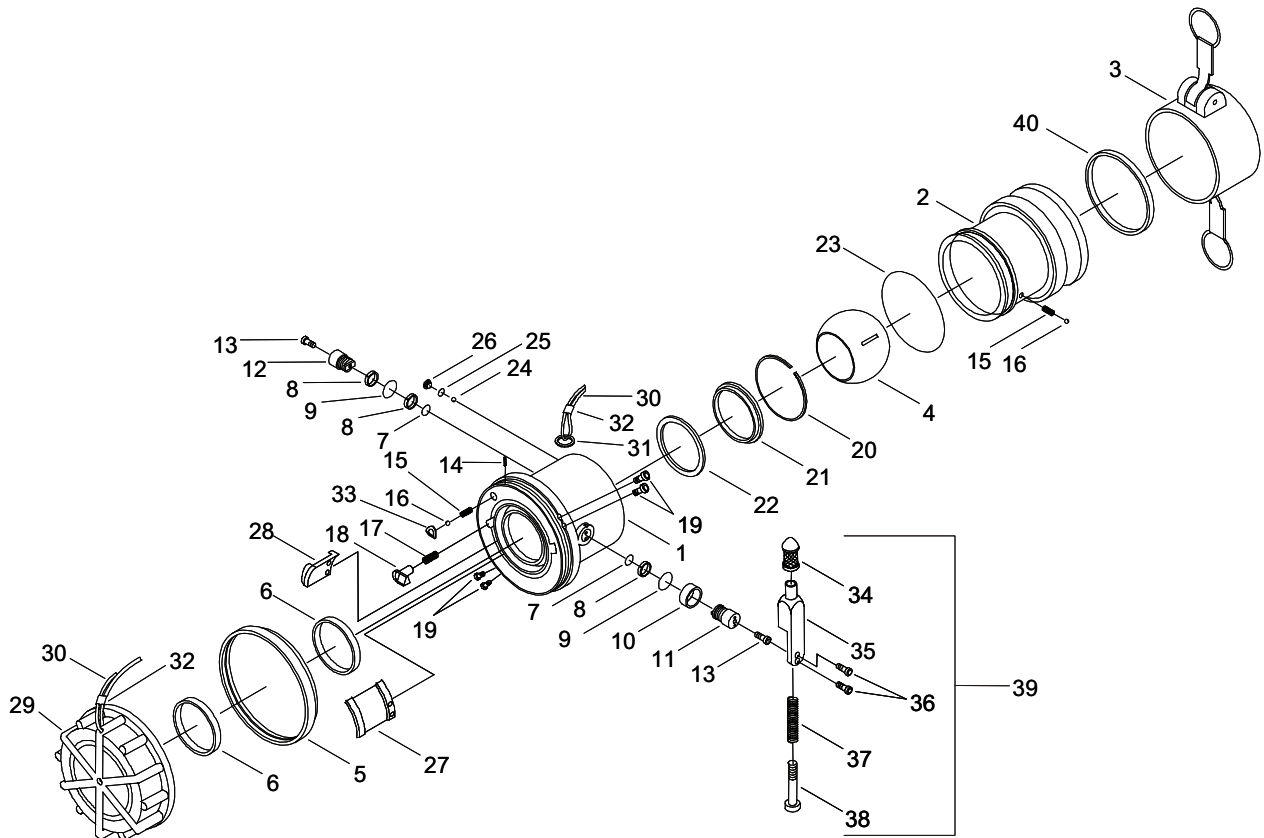


Figure 11. 4 In. Male Camlock X 3 In. Valved Dry Break Adapter, 64031PQ.

(1) ITEM NO	(2) SMR CODE	(3) NSN	(4) CAGEC	(5) PART NUMBER	(6) DESCRIPTION AND USABLE ON CODE (UOC)	(7) QTY
GROUP 01						
FIG. 11 4 IN. MALE CAMLOCK X 3 IN. VALVED DRY BREAK ADAPTER, 64031PQ						
1	PAOZZ	4820-01-544-3274	0DT23	220429-1	BODY, VALVE,	1
2	PAOZZ	4730-01-543-7002	0DT23	220383-1	COUPLING, HALF, QUICK	1
3	PAOZZ	4730-01-543-6041	0DT23	GF27028-17- TN	CAP, QUICK DISCONNECT	1
4	PAOZZ	4820-01-544-3269	0DT23	220449	BALL, VALVE, PORTED	1
5	PAOZZ	2910-01-456-2274	0DT23	220468	CAP BUMPER	1
6	PCOZZ	5330-01-460-8998	0DT23	220467	SEAL, PLAIN	1
7	PCOZZ	5331-00-248-3834	81343	MS29513-009	O-RING	2
8	PAOZZ	4730-01-544-3265	0DT23	220464	BUSHING, HOSE	3
9	PCOZZ	5331-00-248-3845	0DT23	MS29513-016	O-RING	2
10	PAOZZ	3120-01-456-3926	0DT23	220466	BEARING, SLEEVE	1
11	PAOZZ	3040-01-544-8047	0DT23	220430	SHAFT, SHOULDERED	1
12	PAOZZ	3040-01-544-3987	0DT23	220432	SHAFT, SHOULDERED	1
13	PAOZZ	5305-01-210-1648	96906	MS16997-32L	SCREW, CAP, SOCKET HD	2
14	PAOZZ	5315-01-457-0305	0DT23	0.094X1.000L DP	PIN, SPRING	1
15	PAOZZ	5360-01-461-5852	0DT23	220153	SPRING, HELICAL, COMP	2
16	PAOZZ	3110-01-504-8557	0DT23	220265	BALL, BEARING	2
17	PAOZZ	5360-01-544-1416	0DT23	LC030D-8	SPRING, HELICAL, COMP	1
18	PAOZZ	5315-01-457-0306	0DT23	220457	PIN, QUICK RELEASE	2
19	PAOZZ	5305-01-553-3235	81343	MS16998-20L	SCREW, CAP, SOCKET HD	4
20	PAOZZ	5325-01-457-3807	0DT23	220470	RING, RETAINING	1
21	PAOZZ	5330-01-456-8757	0DT23	220459	RETAINER, SEAL	1
22	PCOZZ	5330-01-458-5461	0DT23	220465	SEAL, PLAIN	1
23	PCOZZ	5331-00-251-9367	81343	MS29513-234	O-RING	1
24	PAOZZ	3110-01-247-1056	86090	221075	BALL, BEARING	41
25	PCOZZ	5331-00-263-8011	0DT23	MS29512-03	O-RING	1
26	PAOZZ	5304-01-459-4210	0DT23	220484	SCREW, CAP, HEXAGON	1
27	PAOZZ	5340-01-458-5526	0DT23	220446-2	CLAMP, SYNCHRO	1
28	PAOZZ	5340-01-458-5529	0DT23	220446-1	CLAMP, SYNCHRO	1
29	PAOZZ	4730-01-544-1415	0DT23	47395	CAP, QUICK DISCONNECT	1
30	PAOZZ	4010-01-544-2164	0DT23	82499-2000	CHAIN, SASH	1
31	PAOZZ	4365-01-490-5797	0DT23	220482	RING, CONNECTING, ROUND	1
32	PAOZZ	4030-00-431-5537	30003	2842687	SWAGING SLEEVE, WIRE	2
33	PAOZZ	4820-01-504-8924	0DT23	220334	SEAT, VALVE	1
34	PAOZZ	5355-01-543-4100	0DT23	220142	KNOB	1
35	PAOZZ	5340-01-459-2151	0DT23	220435	LEVER, LOCK-RELEASE	1
36	PAOZZ	5305-01-543-4523	0DT23	PL24693C50	SCREW, MACHINE	2
37	PAOZZ	5360-01-543-6716	0DT23	220145	SPRING, HELICAL, COMP	1
38	PAOZZ	5305-01-543-6710	0DT23	220204	SCREW, MACHINE	1
39	PAFFZ	5340-01-456-1334	0DT23	47119	HANDLE, MANUAL CONTROL	1
40	PCOZZ	5330-00-899-4509	58536	AA59326-9	GASKET	1

END OF FIGURE

FIELD MAINTENANCE
COUPLING HALF, DUST CAP, 1.5 IN., AA59326/10-5

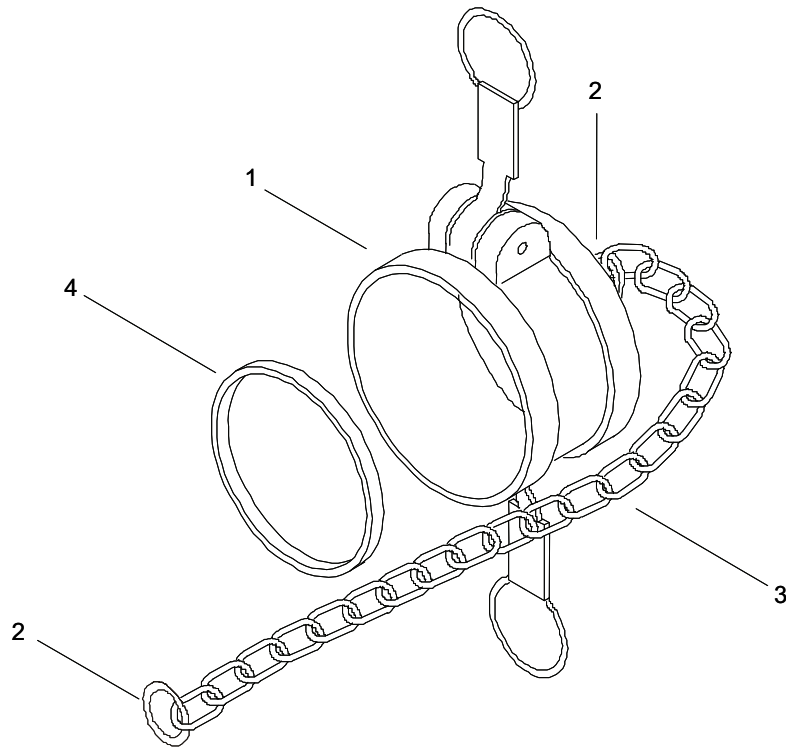


Figure 12. Coupling Half, Dust Cap, 1.5 In., AA59326/10-5.

(1) ITEM NO	(2) SMR CODE	(3) NSN	(4) CAGEC	(5) PART NUMBER	(6) DESCRIPTION AND USABLE ON CODE (UOC)	(7) QTY
-------------------	--------------------	------------	--------------	-----------------------	--	------------

GROUP 01

FIG. 12 COUPLING HALF, DUST CAP,
1.5 IN, AA59326/10-5

1	XAOZZ		33813	1001115	COUPLER	1
2	PAOZZ	5340-01-515-0537	39428	86805T38	HOLDER, KEY	2
3	MOOZZ	4010-01-526-4895	39428	3610T32	CHAIN, SASH	1
4	PCOZZ	5330-00-360-0595	58536	AA59326-G5	GASKET	1

END OF FIGURE

**FIELD MAINTENANCE
COUPLING HALF, DUST CAP, 3 IN., 1001130S1G**

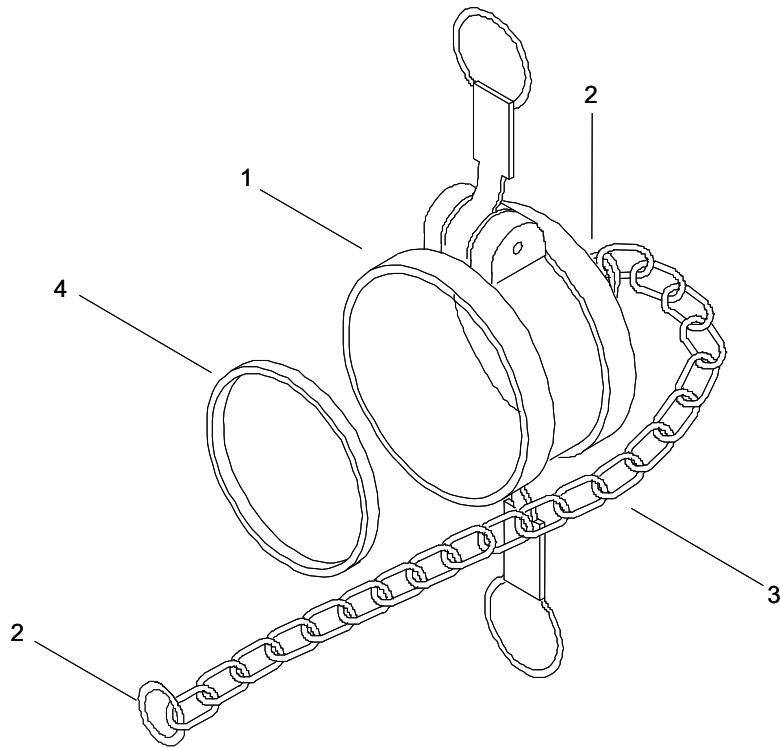


Figure 13. Coupling Half, Dust Cap, 3 In., 1001130S1G.

(1) ITEM NO	(2) SMR CODE	(3) NSN	(4) CAGEC	(5) PART NUMBER	(6) DESCRIPTION AND USABLE ON CODE (UOC)	(7) QTY
-------------------	--------------------	------------	--------------	-----------------------	--	------------

GROUP 01

FIG. 13 COUPLING HALF, DUST CAP, 3
IN. 1001130S1G

1	XAOZZ		33813	1001130	COUPLER, DUST CAP	1
2	PAOZZ	5340-01-515-0537	39428	86805T38	HOLDER, KEY	2
3	MOOZZ	4010-01-526-4895	39428	3610T32	CHAIN, SASH	1
4	PCOZZ	5330-01-138-2108	58536	AA59326-G- 1	GASKET	1

END OF FIGURE

**FIELD MAINTENANCE
COUPLING HALF, DUST CAP, 4 IN., AA59326IX-9**

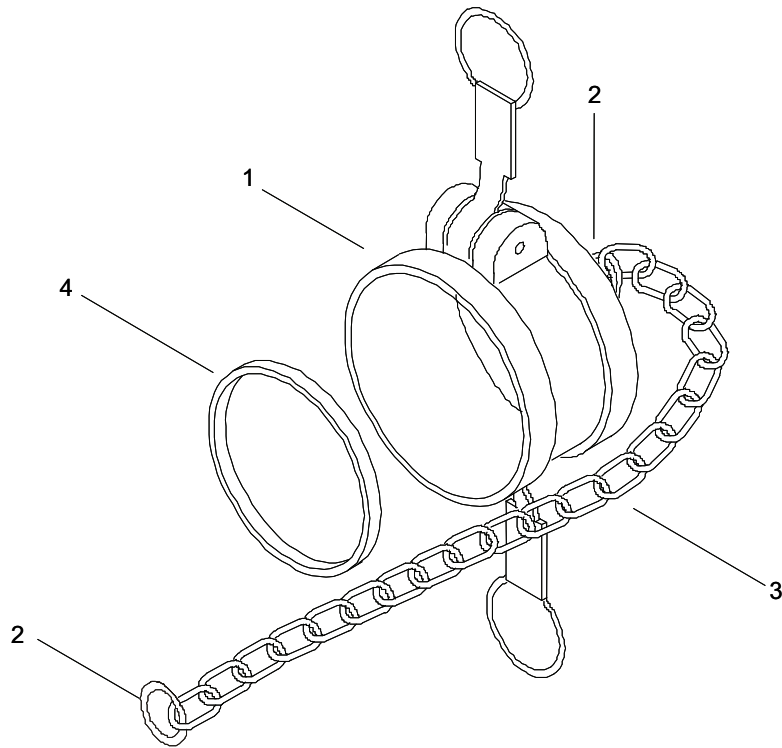


Figure 14. Coupling Half, Dust Cap, 4 In., AA59326IX-9.

(1) ITEM NO	(2) SMR CODE	(3) NSN	(4) CAGEC	(5) PART NUMBER	(6) DESCRIPTION AND USABLE ON CODE (UOC)	(7) QTY
-------------------	--------------------	------------	--------------	-----------------------	--	------------

GROUP 01

FIG. 14 COUPLING HALF, DUST CAP, 4
IN., AA59326IX-9

1	XAOZZ		33813	1001140	DUST CAP	1
2	PAOZZ	5340-01-515-0537	39428	86805T38	HOLDER, KEY	2
3	MOOZZ	4010-01-526-4895	39428	3610T32	CHAIN, SASH	1
4	PCOZZ	5330-00-899-4509	58536	AA59326-9	GASKET	1

END OF FIGURE

**FIELD MAINTENANCE
COUPLING HALF, DUST PLUG, 3 IN., 1001230S1G**

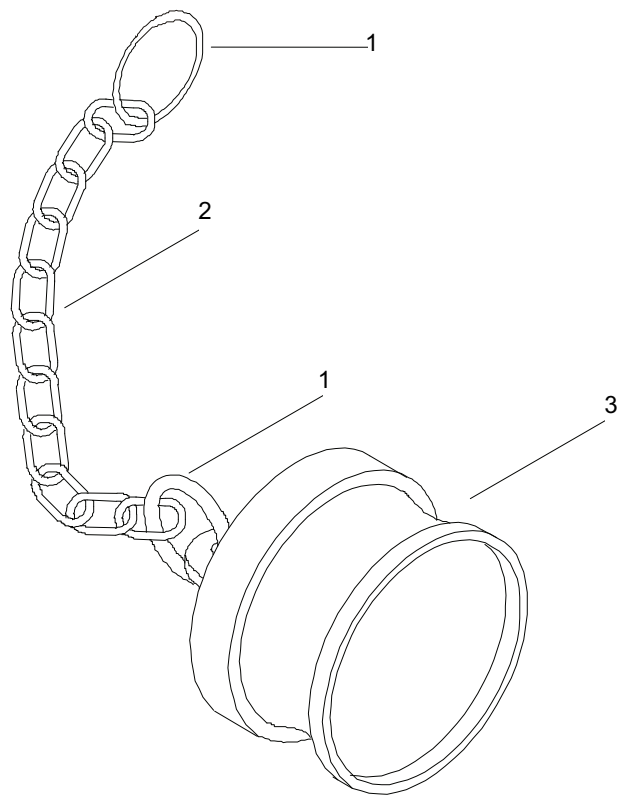


Figure 15. Coupling Half, Dust Plug, 3 In., 1001230S1G.

(1) ITEM NO	(2) SMR CODE	(3) NSN	(4) CAGEC	(5) PART NUMBER	(6) DESCRIPTION AND USABLE ON CODE (UOC)	(7) QTY
-------------------	--------------------	------------	--------------	-----------------------	--	------------

GROUP 01

FIG. 15 COUPLING HALF, DUST PLUG,
3 IN, 1001230S1G

1	PAOZZ	5340-01-515-0537	39428	86805T38	HOLDER, KEY	2
2	MOOZZ	4010-01-526-4895	39428	3610T32	CHAIN, SASH	1
3	XAOZZ		33813	1001230	ADAPTER, DUST PLUG	1

END OF FIGURE

**FIELD MAINTENANCE
COUPLING HALF, DUST PLUG, 4 IN., AA59326X19**

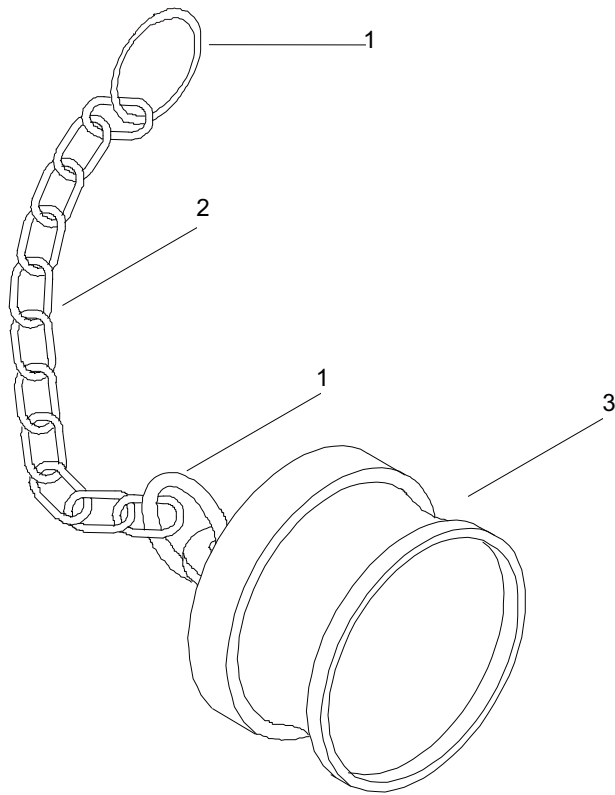


Figure 16. Coupling Half, Dust Plug, 4 In., AA59326X19.

(1) ITEM NO	(2) SMR CODE	(3) NSN	(4) CAGEC	(5) PART NUMBER	(6) DESCRIPTION AND USABLE ON CODE (UOC)	(7) QTY
-------------------	--------------------	------------	--------------	-----------------------	--	------------

GROUP 01

FIG. 16 COUPLING HALF, DUST CAP, 4
IN., AA59326X19

1	PAOZZ	5340-01-515-0537	39428	86805T38	HOLDER, KEY	2
2	MOOZZ	4010-01-526-4895	39428	3610T32	CHAIN, SASH	1
3	XAOZZ		33813	1001240	ADAPTER, DUST PLUG	1

END OF FIGURE

**FIELD MAINTENANCE
2 IN. QUICK DISCONNECT COUPLING HALF, 64020**

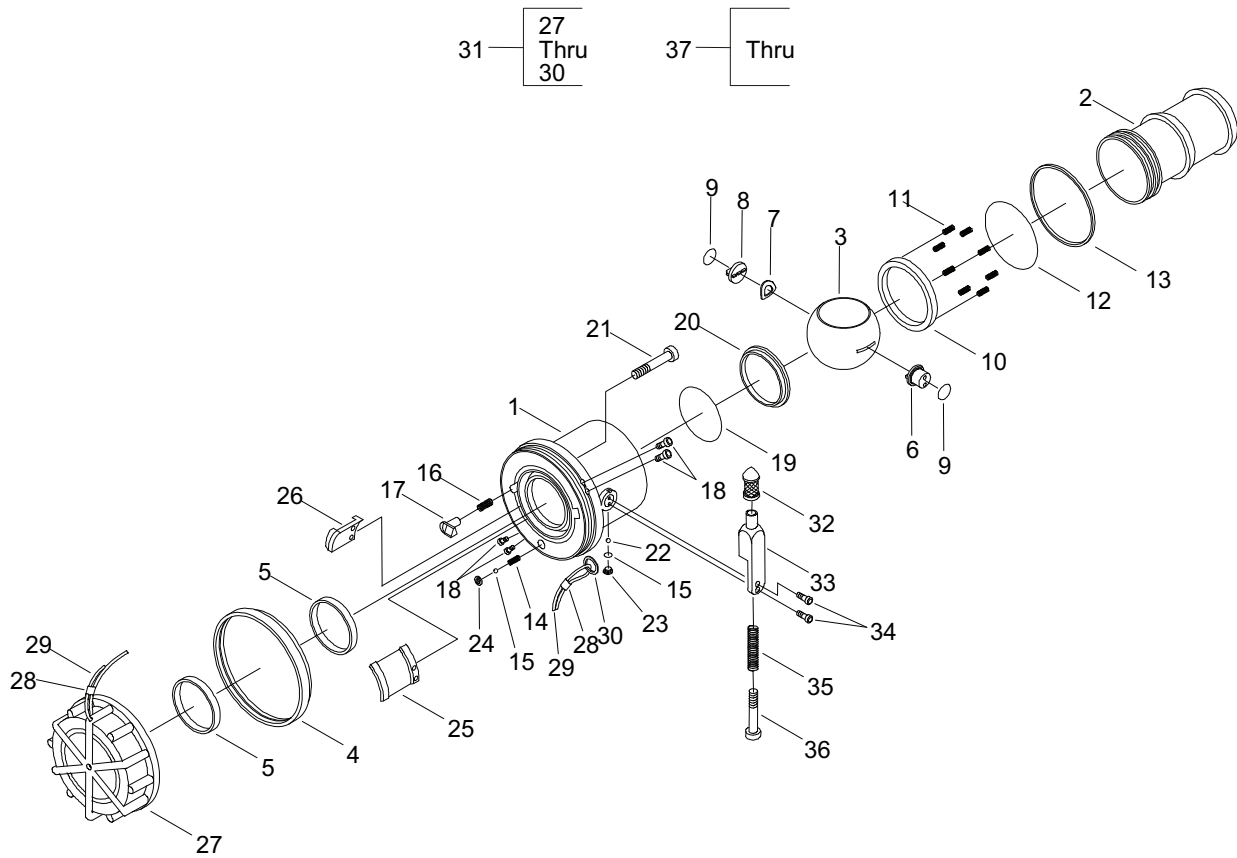


Figure 17. 2 In. Quick Disconnect Coupling Half, 64020.

(1) ITEM NO	(2) SMR CODE	(3) NSN	(4) CAGEC	(5) PART NUMBER	(6) DESCRIPTION AND USABLE ON CODE (UOC)	(7) QTY
GROUP 01						
FIG. 17 2 IN. QUICK DISCONNECT COUPLING HALF, 64020						
1	XAFZZ		0DT23	220163-3	BODY	1
2	PAOZZ	4730-01-543-4114	0DT23	220132-1	COUPLING, PIPE	1
3	PAOZZ	4810-01-456-7622	0DT23	220152	BALL, VALVE, PORTED	1
4	PAOZZ	2510-01-456-7850	0DT23	220161	CAP, BUMPER	1
5	PCOZZ	5330-01-433-9203	0DT23	220146	SEAL, PLAIN	2
6	PAOZZ	2815-01-456-7605	81343	220154	SHAFT, CONTROL ASSY	1
7	PAOZZ	5310-00-605-3789	0DT23	W0367-006-S	WASHER, SPRING TENSION	1
8	PAOZZ	5315-01-457-3252	0DT23	220150	PIN, QUICK RELEASE	1
9	PCOZZ	5331-00-248-3840	81343	MS29513-014	O-RING	2
10	PCOZZ	5330-01-456-9662	0DT23	220157	SEAL, PLAIN	1
11	PAOZZ	5360-01-461-5852	0DT23	220153	SPRING, HELICAL, COMP	8
12	PCOZZ	5331-00-291-7384	81343	MS29513-133	O-RING	1
13	PCOZZ	5331-00-291-7337	81343	MS29513-228	O-RING	1
14	PAOZZ	5360-01-466-5850	0DT23	220335	SPRING, HELICAL, COMP	1
15	PAOZZ	3110-01-504-8557	0DT23	220265	BALL, BEARING	42
16	PAOZZ	5360-01-454-1830	0DT23	220149	SPRING, HELICAL, COMP	1
17	PAOZZ	5315-01-457-2803	0DT23	220151	PIN, QUICK RELEASE	1
18	PAOZZ	5305-01-191-4578	96906	MS16997-20L	SCREW, CAP, SOCKET HD	4
19	PCOZZ	5331-00-481-9987	81343	MS29513-032	O-RING	1
20	PAOZZ	5330-01-543-5609	0DT23	221284	SEAL, PLAIN	1
21	PAOZZ	5305-01-456-1139	96906	MS16997-24L	SCREW, CAP, SOCKET HD	1
22	PCOZZ	5331-00-248-3835	81343	MS29513-010	O-RING	1
23	PAOZZ	5305-00-988-1720	0DT23	GF35206-276	SCREW, MACHINE	1
24	PAOZZ	4820-01-504-8924	0DT23	220334	SEAT, VALVE	1
25	PAOZZ	4820-01-504-8923	0DT23	220159-2	LUG, SHORT	1
26	PAOZZ	4820-01-503-0710	0DT23	220159-1	LUG, LONG	1
27	PAOZZ	4730-01-543-9501	0DT23	220162	CAP, QUICK DISCONNECT	1
28	PAOZZ	4030-00-431-5537	30003	2842687	SWAGING SLEEVE, WIRE	2
29	PAOZZ	4010-01-543-6609	0DT23	82499-1800	WIRE, RING	1
30	PAOZZ	5365-01-490-5797	0DT23	220482	RING, CONNECTING, ROUND	1
31	PAOZZ	2910-01-456-2273	0DT23	47062	CAP, DUST	1
32	PAOZZ	5355-01-543-4100	0DT23	220142	KNOB	1
33	PAOZZ	5340-01-543-4528	0DT23	220147	LEVER, MANUAL CONTROL	1
34	PAOZZ	5305-01-543-4523	0DT23	PL24693C50	SCREW, MACHINE	2
35	PAOZZ	5360-01-543-6716	0DT23	220145	SPRING, HELICAL, COMP	1
36	PAOZZ	5305-01-543-6710	0DT23	220204	SCREW, MACHINE	1
37	PAFFZ	5340-01-458-8470	0DT23	47085	HANDLE, MANUAL CONTROL	1

END OF FIGURE

FIELD MAINTENANCE
2 IN. MALE QUICK DISCONNECT X 2 IN. VALVED DRY-BREAK ASSEMBLY, AE88038R

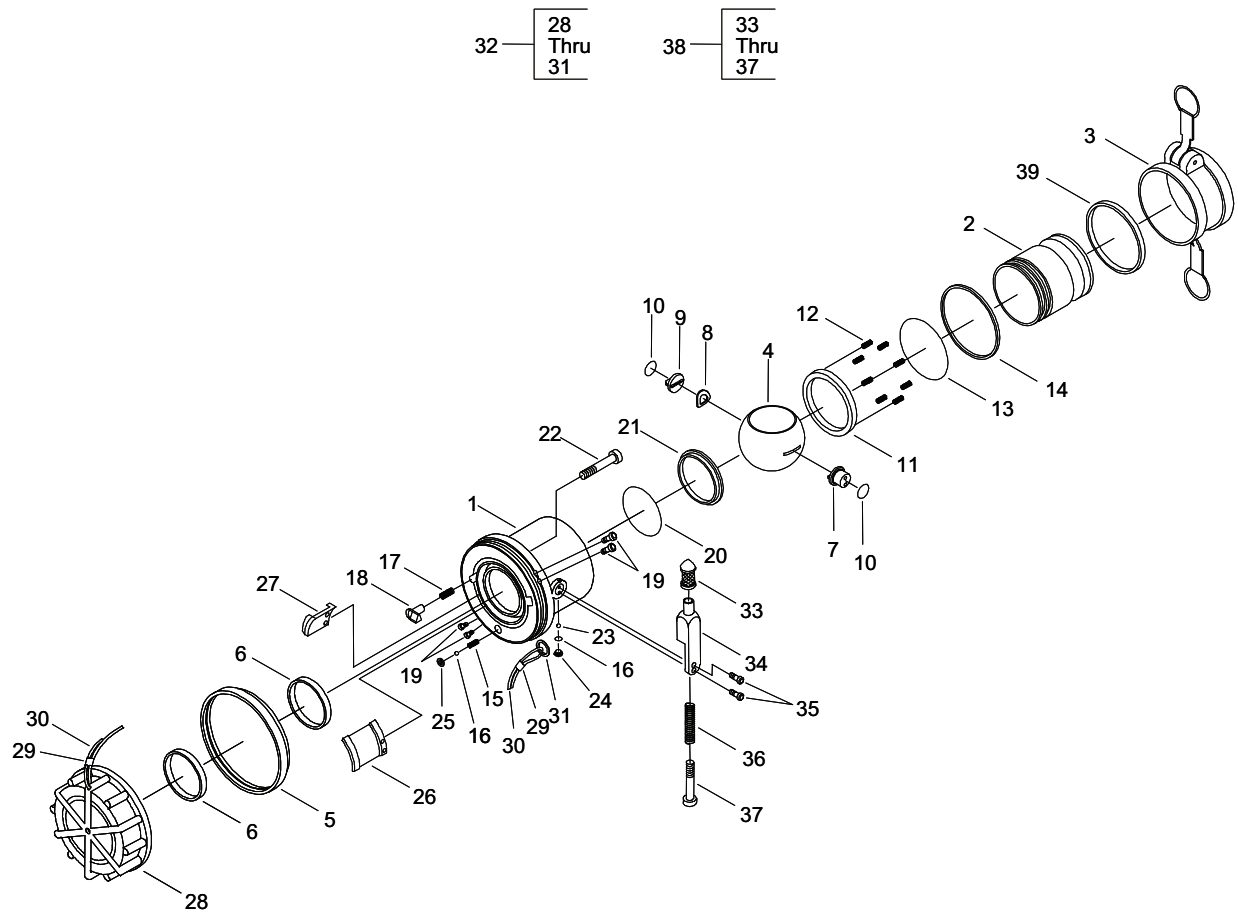


Figure 18. 2 In. Male Quick Disconnect x 2 In. Valved Dry-Break Adapter Assembly, AE88038R.

(1) ITEM NO	(2) SMR CODE	(3) NSN	(4) CAGEC	(5) PART NUMBER	(6) DESCRIPTION AND USABLE ON CODE (UOC)	(7) QTY
GROUP 02						
FIG. 18 2 IN. MALE QUICK DISCONNECT X 2 IN. VALVED DRY- BREAK ADAPTER ASSY, AE88038R						
1	XAFZZ		0DT23	220163-3	BODY	1
2	PAOZZ	4730-01-543-6962	0DT23	220124-1	COUPLING, PIPE	1
3	PAOZZ	4730-01-543-4936	0DT23	GF27029-11- TN	CAP, QUICK DISCONNECT	1
4	PAOZZ	4810-01-456-7622	0DT23	220152	BALL, VALVE, PORTED	1
5	PAOZZ	2510-01-456-7850	0DT23	220161	CAP, BUMPER	1
6	PCOZZ	5330-01-433-9203	0DT23	220146	SEAL, PLAIN	2
7	PAOZZ	2815-01-456-7605	81343	220154	SHAFT, CONTROL ASSY	1
8	PAOZZ	5310-00-605-3789	0DT23	W0367-006-S	WASHER, SPRING TENSION	1
9	PAOZZ	5315-01-457-3252	0DT23	220150	PIN, QUICK RELEASE	1
10	PCOZZ	5331-00-248-3840	81343	MS29513-014	O-RING	2
11	PCOZZ	5330-01-456-9662	0DT23	220157	SEAL, PLAIN	1
12	PAOZZ	5360-01-461-5852	0DT23	220153	SPRING, HELICAL, COMP	8
13	PCOZZ	5331-00-291-7384	81343	MS29513-133	O-RING	1
14	PCOZZ	5331-00-291-7337	81343	MS29513-228	O-RING	1
15	PAOZZ	5360-01-466-5850	0DT23	220335	SPRING, HELICAL, COMP	1
16	PAOZZ	3110-01-504-8557	0DT23	220265	BALL, BEARING	42
17	PAOZZ	5360-01-454-1830	0DT23	220149	SPRING, HELICAL, COMP	1
18	PAOZZ	5315-01-457-2803	0DT23	220151	PIN, QUICK RELEASE	1
19	PAOZZ	5305-01-191-4578	96906	MS16997-20L	SCREW, CAP, SOCKET HD	4
20	PCOZZ	5331-00-481-9987	81343	MS29513-032	O-RING	1
21	PAOZZ	5330-01-543-5609	0DT23	221284	SEAL, PLAIN	1
22	PAOZZ	5305-01-456-1139	0DT23	GF16997-24L	SCREW, CAP, SOCKET HD	1
23	PCOZZ	5331-00-248-3835	81343	MS29513-010	O-RING	1
24	PAOZZ	5305-00-988-1720	0DT23	GF35206-276	SCREW, MACHINE	1
25	PAOZZ	4820-01-504-8924	0DT23	220334	SEAT, VALVE	1
26	PAOZZ	4820-01-504-8923	0DT23	220159-2	LUG, SHORT	1
27	PAOZZ	4820-01-503-0710	0DT23	220159-1	LUG, LONG	1
28	PAOZZ	4730-01-543-9501	0DT23	220162	CAP, QUICK DISCONNECT	1
29	PAOZZ	4030-00-431-5537	30003	2842687	SWAGING SLEEVE, WIRE	1
30	PAOZZ	4010-01-543-6609	0DT23	82499-1800	WIRE, ROPE	1
31	PAOZZ	5365-01-490-5797	0DT23	220482	RING, CONNECTING, ROUND	1
32	PAOZZ	2910-01-456-2273	0DT23	47062	CAP, DUST	2
33	PAOZZ	5355-01-543-4100	0DT23	220142	KNOB	1
34	PAOZZ	5340-01-543-4528	0DT23	220147	LEVER, MANUAL CONTROL	1
35	PAOZZ	5305-01-543-4523	0DT23	PL24693C50	SCREW, MACHINE	2
36	PAOZZ	5360-01-543-6716	0DT23	220145	SPRING, HELICAL, COMP	1
37	PAOZZ	5305-01-543-6710	0DT23	220204	SCREW, MACHINE	1
38	PAFFZ	5340-01-458-8470	0DT23	47085	HANDLE, MANUAL CONTROL	1
39	PCOZZ	5330-00-612-2414	0DT23	AAS9326-G6	GASKET	1

END OF FIGURE

FIELD MAINTENANCE
2 IN. BALL VALVE ASSEMBLY, 78048-100

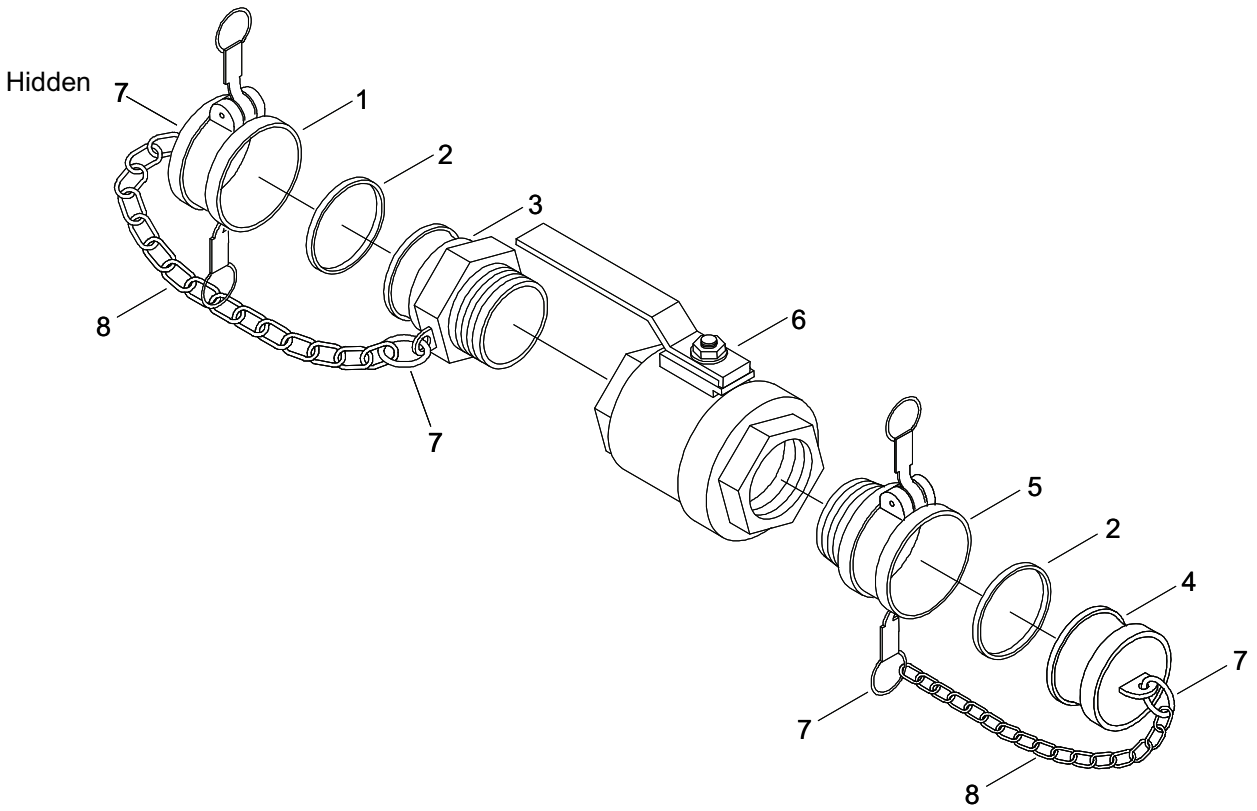


Figure 19. 2 In. Ball Valve Assembly, 78048-100.

(1) ITEM NO	(2) SMR CODE	(3) NSN	(4) CAGEC	(5) PART NUMBER	(6) DESCRIPTION AND USABLE ON CODE (UOC)	(7) QTY
GROUP 02						
FIG. 19 2 IN. BALL VALVE ASSLY, 78048-100						
1	PAOZZ	5340-01-547-9884	33813	1001120SIG	COUPLING HALF, 2.00 CAP, DUST W/ LANYARD AND GASKET	1
2	PCOZZ	5330-00-612-2414	58536	AA59326-G6	GASKET	2
3	PAOZZ	4730-00-938-7997	58536	AA59326III1 6	COUPLING HALF, 2.00-INCH MALE, CAMLOC QD X 2.00 INCH EXTERNAL THREAD	1
4	PAOZZ	4730-00-915-5127	58536	AA59326X16	COUPLING HALF, 2.00 PLUG, DUST W/LANYARD	1
5	PAOZZ	4730-00-088-9285	58536	AA59326/7- 6-A-1	COUPLING HALF, 2.00-INCH FEMALE, CAMLOC QD X 2.00 INCH EXTERNAL THREAD W/ GASKETS	1
6	PAOZZ	4820-01-098-3952	24869	SSBV200	VALVE, BALL, 2.00	1
7	PAOZZ	5340-01-515-0537	39428	86805T38	HOLDER, KEY	4
8	MOOZZ	4010-01-526-4895	39428	3610T32	CHAIN, SASH	2
END OF FIGURE						

**FIELD MAINTENANCE
4 IN. BUTTERFLY VALVE ASSEMBLY, 78042-100**

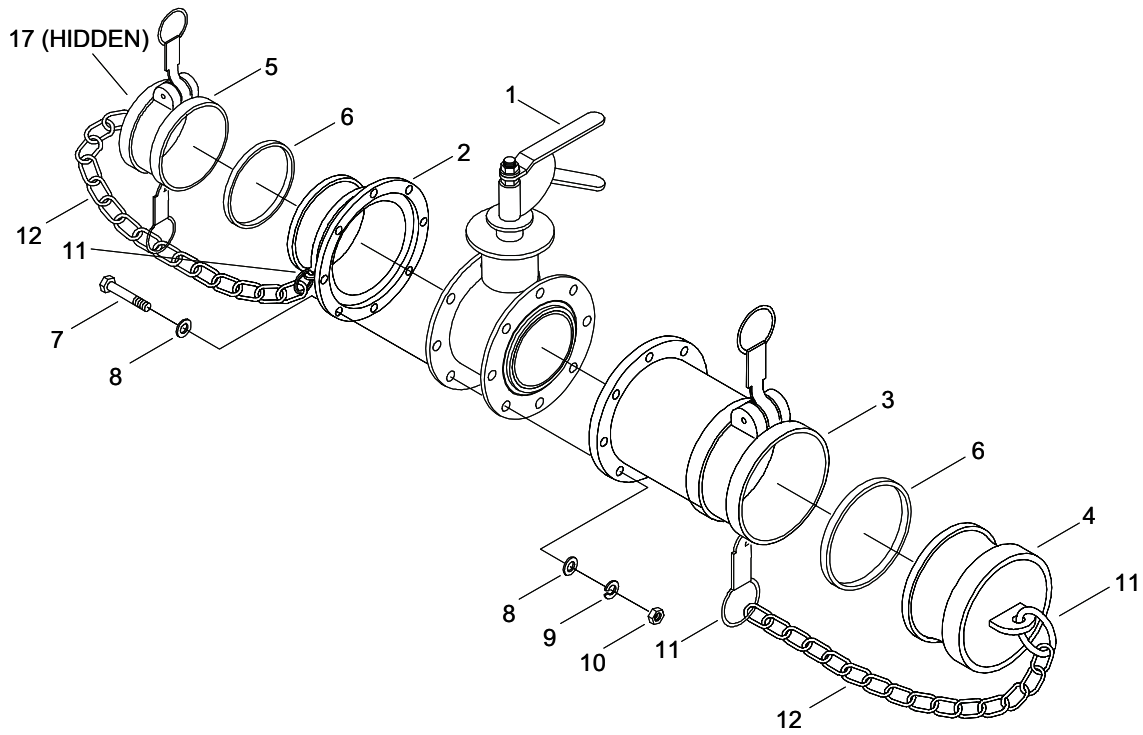


Figure 20. 4 In. Butterfly Valve Assembly, 78042-100.

(1) ITEM NO	(2) SMR CODE	(3) NSN	(4) CAGEC	(5) PART NUMBER	(6) DESCRIPTION AND USABLE ON CODE (UOC)	(7) QTY
GROUP 02						
FIG. 20 4 IN. BUTTERFLY VALVE ASSEMBLY, 78042-100						
1	PAOZZ		0A7U4	4A-400-175540	4 INCH BUTTERFLY VALVE W/ TTMA FLANGES	1
2	PAOZZ	4730-00-840-5348	58536	AA59326/8-4-A-1	COUPLING, 4 INCH, TTMA FLANGE X 4-INCH MALE, CAMLOC QD. W/GASKET	1
3	PAOZZ	4730-00-840-5347	58536	AA59326/4A-4-A-1	COUPLING, 4 INCH, TTMA FLANGE X 4-INCH FEMALE, CAMLOC QD	1
4	PAOZZ	4730-00-640-6188	58536	AA59326X19	COUPLING HALF, 4.00 PLUG, DUST W/LANYARD	1
5	PAOZZ	4730-00-623-7537	58536	AA59326/10-9	COUPLING HALF, 4.00 CAP, DUST W/LANYARD AND GASKET	1
6	PCOZZ	5330-00-899-4509	58536	AA59326-9	GASKET	2
7	PAOZZ	5305-01-351-0787	80205	MS90725-73	SCREW, CAP, HEX HD, .375-16 UNC-2B, GRADE B	8
8	PAOZZ	5310-00-080-6004	80205	MS27183-14	WASHER, FLAT, .406 ID, .812 OD, .065 THICK	16
9	PAOZZ	5310-00-004-5033	80205	MS35338-46	WASHER, LOCK, .375 ID X .094 CAD OR ZINC	8
10	PAOZZ	5310-00-732-0558	80205	MS51967-8	NUT, HEX, .375-16 UNC-2B GRADE B	8
11	PAOZZ	5340-01-515-0537	39428	86805T38	HOLDER, KEY	4
12	MOOZZ	4010-01-526-4895	39428	3610T32	CHAIN, SASH	2

END OF FIGURE

**FIELD MAINTENANCE
4 IN. GATE VALVE ASSEMBLY, 13228E3435**

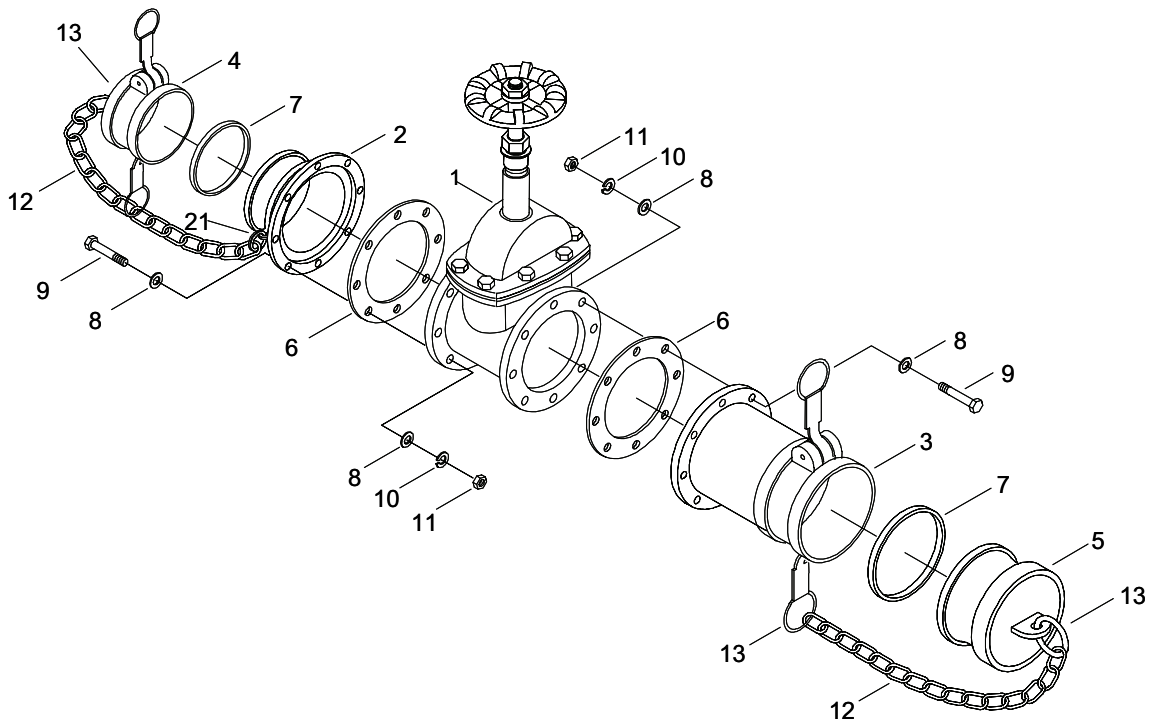


Figure 21. 4 In. Gate Valve Assembly, 13228E3435.

(1) ITEM NO	(2) SMR CODE	(3) NSN	(4) CAGEC	(5) PART NUMBER	(6) DESCRIPTION AND USABLE ON CODE (UOC)	(7) QTY
GROUP 02						
FIG. 21 4 IN. GATE VALVE ASSEMBLY, 13228E3435						
1	PAFZZ	4820-00-766-8191	76364	3551-6-400	VALVE, GATE	1
2	PAOOZ	4730-00-840-5348	58536	AA58326/8-4-A-1	COUPLING HALF, QUICK	1
3	PAOZZ	4730-00-840-5347	58536	AA59326/4A-4-A-1	COUPLING HALF, QUICK	1
4	PAOOZ	4730-00-640-6156	58539	AA59326IX-9	CAP, QUICK DISCONNECT	1
5	PAOOZ	4730-00-640-6188	58536	AA59326X19	PLUG, QUICK DISCONNECT	1
6	PCOZZ	5330-01-543-1161	2P653	4 INCH TTMA/C4401	GASKET	2
7	PCOZZ	5330-00-899-4509	58536	AA59326-9	GASKET	2
8	PAOZZ	5310-00-080-6004	96906	MS27183-14	WASHER, FLAT	32
9	PAOZZ	5305-00-821-3869	80204	B182BH038 C175N	SCREW, CAP, HEXAGON	16
10	PAOZZ	5310-00-004-5033	80205	MS35338-46	WASHER, LOCK	16
11	PAOZZ	5310-00-732-0558	80204	MS51967-8	NUT, PLAIN, HEXAGON	16
12	PAOZZ	4010-01-526-4895	39428	3610T32	CHAIN, SASH	2
13	PAOZZ	5340-01-515-0537	39428	86805T38	HOLDER, KEY	4
END OF FIGURE						

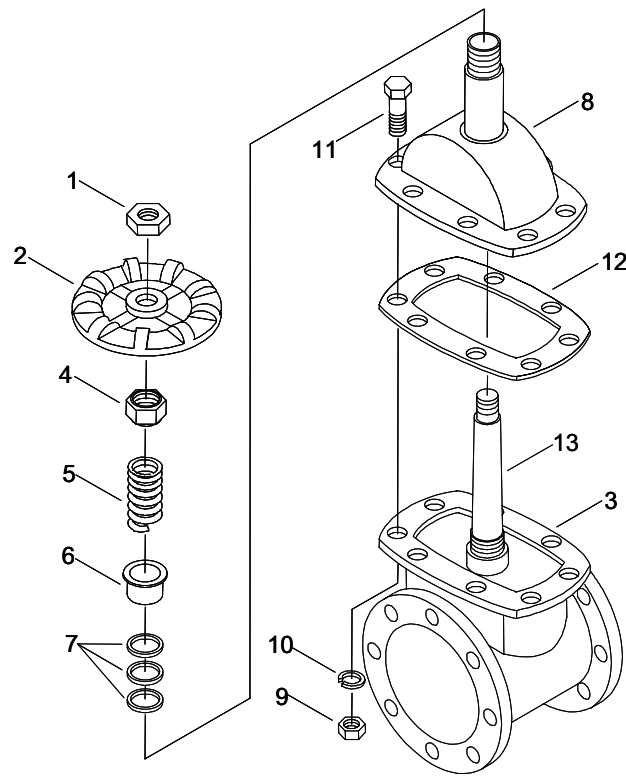


Figure 22. 4 In. Gate Valve Assembly, 13228E3435.

(1) ITEM NO	(2) SMR CODE	(3) NSN	(4) CAGEC	(5) PART NUMBER	(6) DESCRIPTION AND USABLE ON CODE (UOC)	(7) QTY
GROUP 02						
FIGURE 22. 4 IN. GATE VALVE ASSEMBLY, 13228E3435						
1	PAOZZ	5310-01-262-1359	41592	235RF-0205 2N	NUT, PLAIN, HEXAGON	1
2	PAOZZ	5340-01-381-1690	41592	235RF-0304 3A	HANDWHEEL	1
3	XAFZZ	4810-01-505-1894	41592	235RF-0201 MB	BODY	1
4	PAOZZ	5310-01-262-1337	41592	235RF-0207 21	PACKING NUT	1
5	PAOZZ	5360-01-262-1338	41592	235RF-0216 2S	GLAND, SPRING	1
6	PAOZZ	5330-01-262-1363	41592	235RF-0206 21	RETAINER, PACKING	1
7	PCOZZ	5365-01-262-1339	41592	235RF-0208 2P	PACKING, RING	3
8	PAOZZ	4820-01-505-2327	41592	235RF-0302 MBA	CAP, VALVE	1
9	PAOZZ	5310-01-262-1360	41592	235RF-0221 2N	HEX, NUT	8
10	PAOZZ	5310-01-265-5044	41592	235RF-0221 2W	LOCKWASHER	8
11	PAOZZ	5305-01-262-1365	41592	235RF-0221 2S	CAP SCREW	8
12	PCOZZ	5330-01-262-1340	41592	235RF-0209 2G	GASKET, VALVE BONNET	1
13	XAOZZ	4820-01-262-1341	41592	235RF-0203 MS	UPPER, STEM	1

END OF FIGURE

**FIELD MAINTENANCE
6 IN. GATE VALVE ASSEMBLY, 13228E3425**

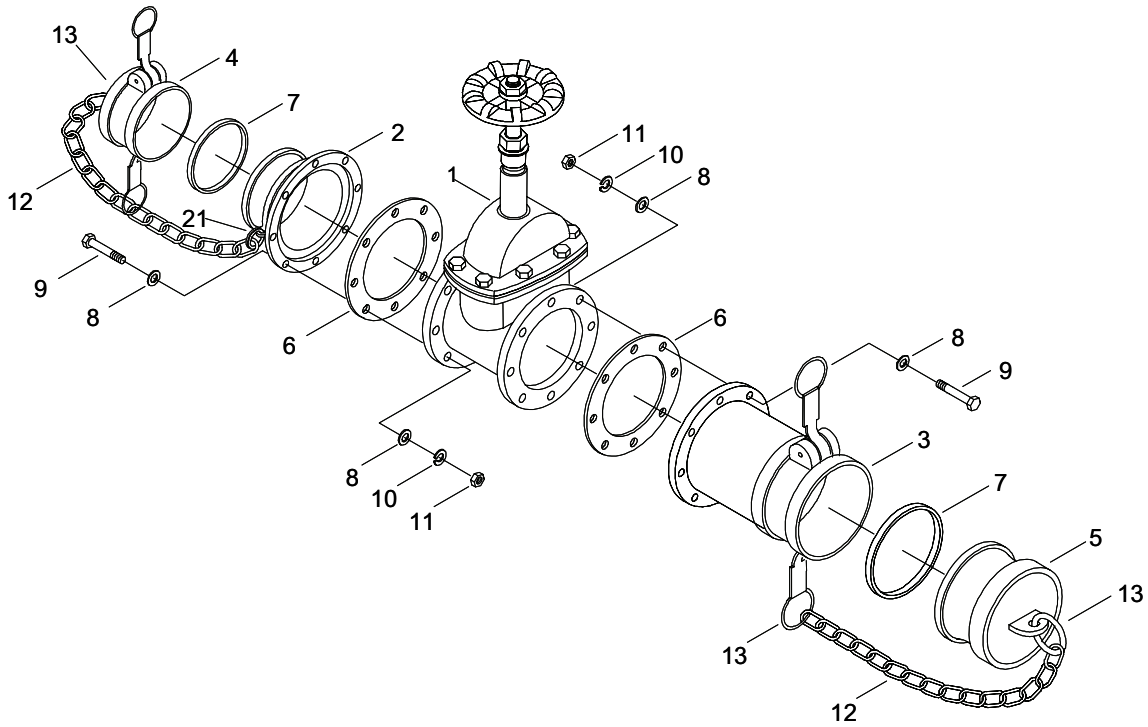


Figure 23. 6 In. Gate Valve Assembly, 13228E3425.

(1) ITEM NO	(2) SMR CODE	(3) NSN	(4) CAGEC	(5) PART NUMBER	(6) DESCRIPTION AND USABLE ON CODE (UOC)	(7) QTY
GROUP 02						
FIG. 23 6 IN. GATE VALVE ASSEMBLY, 13228E3425						
1	PAFZZ		41592	235RF- 0300AVAJ	6 INCH GATE VALVE WITH TTMA FLANGES	1
2	PAFZZ		58536	AA59326/8A- 5-A-2	COUPLING, 6-INCH, TTMA FLANGE X 6- INCH MALE, CAMLOCK QD	1
3	PAFZZ	4730-00-402-5955	58536	AA59326/4A- 5-A	COUPLING, 6 INCH, TTMA FLANGE X 6- INCH FEMALE, CAMLOC QD W/4 LOCKING CAM ARMS AND GASKETS	1
4	PAOOZ	4730-00-064-4435	58536	AA59326/10- 10	CAP, DUST, COUPLING HALF, 6-INCH W/LANYARD, GASKET	1
5	PAOOZ	4730-00-706-7155	58536	AA59326/11- 10	PLUG, DUST, COUPLING HALF, 6-INCH W/LANYARD	1
6	PAOOZ	5330-00-412-9780	58536	AA59326-G- 10	GASKET, 6-INCH ID, 8.875 QD, 8.125 BOLT CIRCLE, .062 THICK, 12 HOLES	2
7	PCOZZ		33813	5500260F	GASKET	2
8	PAOZZ	5310-00-080-6004	96906	MS27183-14	WASHER, FLAT, .406 ID, .812 OD, .065 THICK	48
9	PAFZZ	5305-01-526-0464	2V507	92620A630	SCREW, CAP, GRADE 8, HEX HD, .375- 16 UNC-2A X 1.75 L	24
10	PAOZZ	5310-00-637-9541	80205	MS35338-46	WASHER, LOCK, .375 ID X .094 CAD OR ZINC	24
11	PAOZZ	5310-00-732-0558	96906	MS51967-8	NUT, HEX, .375-16 UNC-2B GRADE B	24
12	PAOZZ	4010-01-526-4895	80205	3610T32	CHAIN, SASH	2
13	PAOZZ	5340-01-515-0537	96906	86805T38	HOLDER, KEY	4

END OF FIGURE

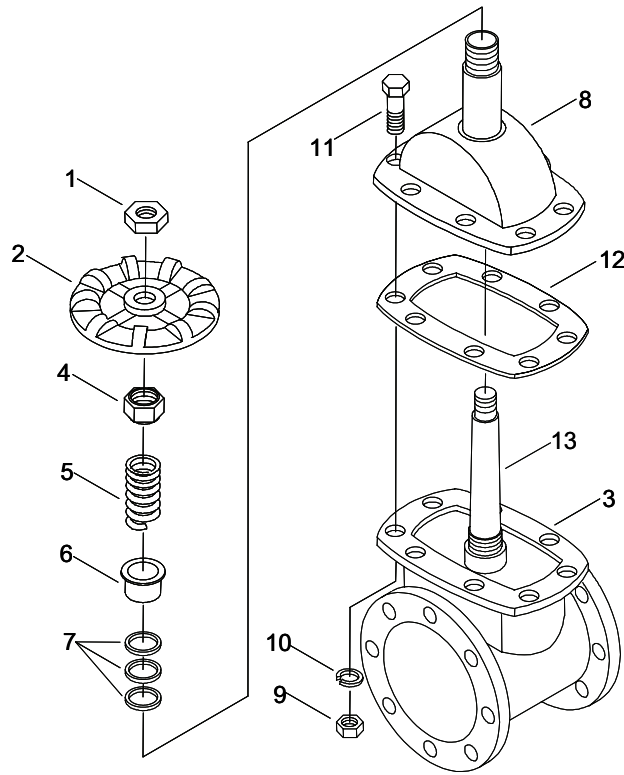
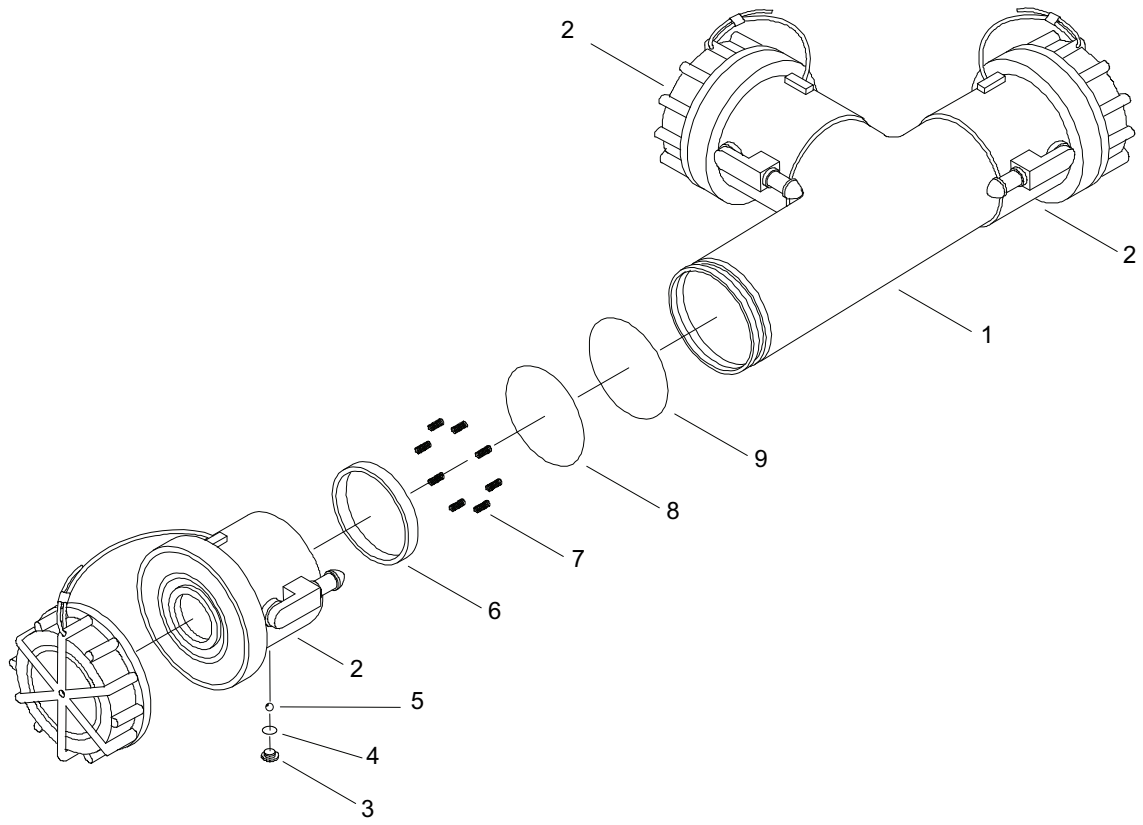


Figure 24. 6 In. Gate Valve Assembly, 13228E3425.

(1) ITEM NO	(2) SMR CODE	(3) NSN	(4) CAGEC	(5) PART NUMBER	(6) DESCRIPTION AND USABLE ON CODE (UOC)	(7) QTY
GROUP 02						
FIGURE 24 6 IN. GATE VALVE ASSEMBLY, 13228E3425						
1	PAOZZ	5310-01-415-5243	41592	235RF-0305 2N	HEX, JAM NUT	1
2	PAOZZ	5340-01-415-9601	41592	235RF- 03043A	HANDWHEEL	1
3	XAFZZ		41592	235RF-0301 MBA	BODY	1
4	PAOZZ	4730-01-506-3590	41592	235RF-0307 21	PACKING NUT	1
5	PAOZZ	5360-01-507-3721	41592	235RF-0316 2S	GLAND, SPRING	1
6	PAFZZ	5330-01-506-0777	41592	235RF-0206 21	PACKING, GLAND	1
7	PAFZZ	5330-01-506-9620	41592	235RF-0308 2P	PACKING, RING	3
8	XAFZZ		41592	235RF-0302 MBA	BONNET	1
9	PAFZZ	5310-01-262--1360	41592	235RF-0221 2N	HEX, NUT	12
10	PAFZZ	5310-01-265-5044	41592	235RF-0221 2W	LOCKWASHER	12
11	PAFZZ	5305-01-262-1365	41592	235RF-0221 2S	CAP SCREW	12
12	PCOZZ	5330-01-506-0505	41592	235RF-0309 2G	BONNET GASKET	1
13	PAOZZ	4820-01-507-7354	41592	235RF- 0303MS	UPPER, STEM	1

END OF FIGURE

FIELD MAINTENANCE
2 IN. TEE ASSEMBLY (VALVED DRY-BREAK COUPLING ASSEMBLY), AE88033R



*See Figure 26 for parts breakdown of part number 47031-1

Figure 25. 2 In. Tee Assembly (Valved Dry-Break Coupling Assembly), AE88033R.

(1) ITEM NO	(2) SMR CODE	(3) NSN	(4) CAGEC	(5) PART NUMBER	(6) DESCRIPTION AND USABLE ON CODE (UOC)	(7) QTY
-------------------	--------------------	------------	--------------	-----------------------	--	------------

GROUP 03

**FIG. 25 2 IN. TEE ASSEMBLY
(VALVED DRY-BREAK COUPLING
ASSY, AE88033R**

1	PAOZZ	4730-01-543-6453	0DT23	220165-1	TEE, PIPE	1
2	XAFFF	4820-01-475-3173	0DT23	47031-1	COUPLING ASSY, UNISEX W/ BALL SHUT-OFF	3
3	PAOZZ	5305-00-988-1720	0DT23	GF35206-276	SCREW, MACHINE	1
4	PCOZZ	5331-00-248-3835	81343	MS29513-010	O-RING	1
5	PAOZZ	3110-01-504-8557	0DT23	220265	BALL, BEARING	42
6	PCOZZ	5330-01-456-9662	0DT23	220157	SEAL, PLAIN	1
7	PAOZZ	5360-01-461-5852	0DT23	220153	SPRING, HELICAL, COMP	8
8	PCOZZ	5331-00-291-7384	81343	MS29513-133	O-RING	1
9	PCOZZ	5331-00-291-7337	81343	MS29513-128	O-RING	1

END OF FIGURE

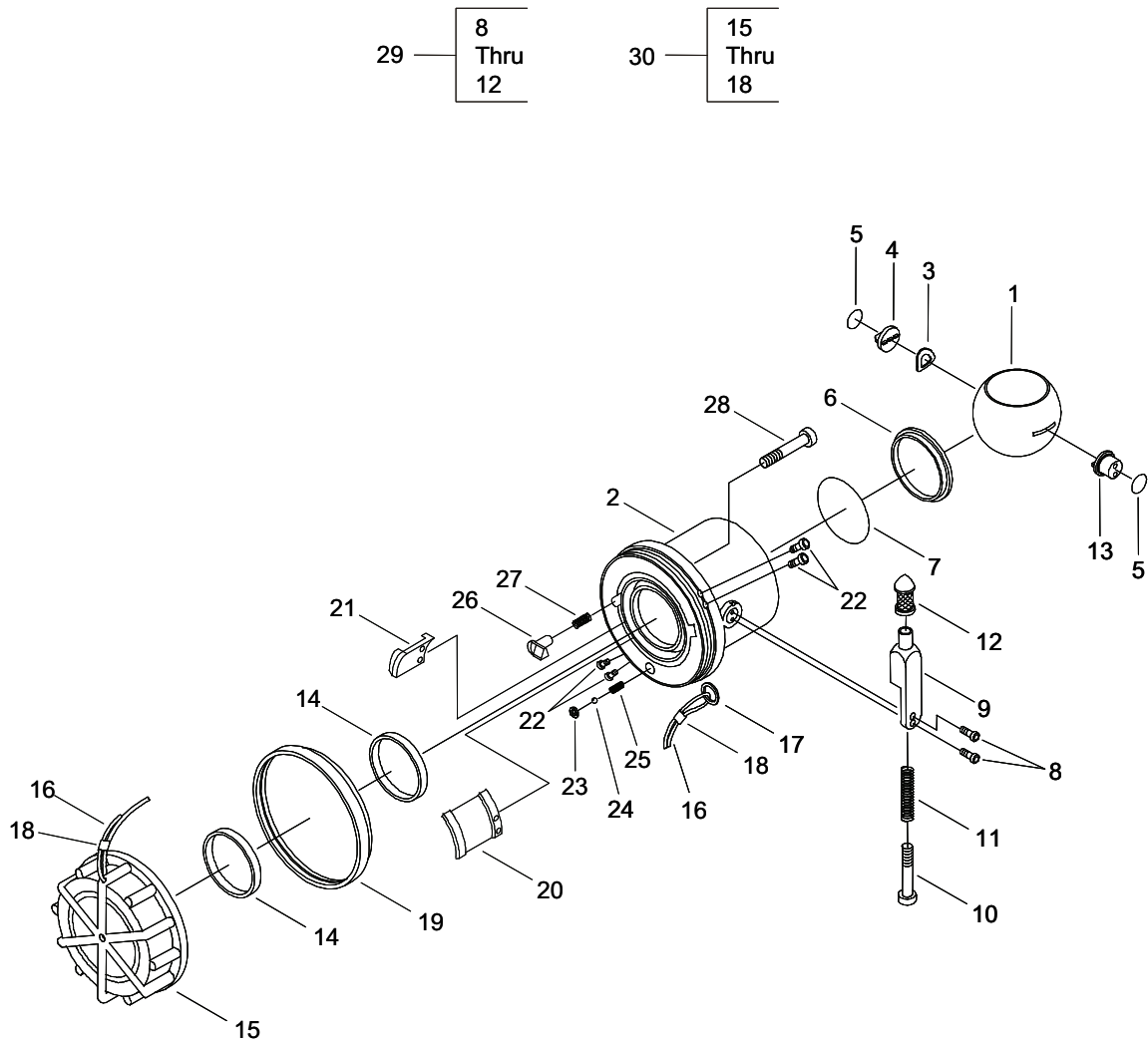


Figure 26. Coupling Assembly, Unisex W/Ball Shut-Off, 47031-1.

(1) ITEM NO	(2) SMR CODE	(3) NSN	(4) CAGEC	(5) PART NUMBER	(6) DESCRIPTION AND USABLE ON CODE (UOC)	(7) QTY
GROUP 03						
FIG. 26 COUPLING ASSY, UNISEX W/BALL SHUT-OFF, 47031-1						
1	PAOZZ	4810-01-456-7622	0DT23	220152	BALL, VALVE, PORTED	1
2	XAFZZ	4820-01-475-3173	0DT23	220163-3	BODY	1
3	PAOZZ	5310-00-605-3789	97942	577R391	WASHER, SPRING TENSION	1
4	PAOZZ	5315-01-457-3252	0DT23	220150	PIN, QUICK RELEASE	1
5	PCOZZ	5331-00-248-3840	81343	MS29513-014	O-RING	2
6	PAOZZ	5330-01-543-5609	0DT23	221284	SEAL, PLAIN	1
7	PCOZZ	5331-00-481-9987	81343	MS29513-032	O-RING	1
8	PAOZZ	5305-01-543-4523	0DT23	PL24693C50	SCREW, MACHINE	2
9	PAOZZ	5340-01-543-4528	0DT23	220147	LEVER, MANUAL CONTROL	1
10	PAOZZ	5305-01-543-6710	0DT23	220204	SCREW, MACHINE	1
11	PAOZZ	5360-01-543-6716	0DT23	220145	SPRING, HELICAL, COMP	1
12	PAOZZ	5355-01-543-4100	0DT23	220142	KNOB	1
13	PAOZZ	2815-01-456-7605	0DT23	220154	SHAFT, CONTROL ASSY	1
14	PCOZZ	5330-01-433-9203	0DT23	220146	SEAL, PLAIN	2
15	PAOZZ	4730-01-543-9501	0DT23	220162	CAP, QUICK DISCONNECT	1
16	PAOZZ	4010-01-543-6609	0DT23	82499-1800	ROPE, WIRE	2
17	PAOZZ	5365-01-490-5797	0DT23	220482	RING, CONNECTING, ROUND	1
18	PAOZZ	4030-00-431-5537	0DT23	28-2-G	SWAGING SLEEVE, WIRE	2
19	PAOZZ	2510-01-456-7850	0DT23	220161	CAP, BUMPER	1
20	PAOZZ	4820-01-504-8923	0DT23	220159-2	LUG, SHORT	1
21	PAOZZ	4820-01-503-0710	0DT23	220159-1	LUG, LONG	1
22	PAOZZ	5305-01-191-4578	96906	MS16997-20L	SCREW, CAP, SOCKET HD	4
23	PAOZZ	4820-01-504-8924	0DT23	220334	SEAT, VALVE	1
24	PAOZZ	3110-01-504-8557	0DT23	220265	BALL, BEARING	42
25	PAOZZ	5360-01-466-5850	0DT23	220335	SPRING, HELICAL, COMP	1
26	PAOZZ	5315-01-457-2803	0DT23	220151	PIN, QUICK RELEASE	1
27	PAOZZ	5360-01-454-1830	0DT23	220149	SPRING, HELICAL, COMP	1
28	PAOZZ	5305-01-456-1139	96906	MS16997-24L	SCREW, CAP, SOCKET HD	1
29	PAFFZ	5340-01-458-8470	0DT23	47085	HANDLE, MANUAL CONTROL	1
30	PAOZZ	2910-01-456-2273	0DT23	47062	CAP, DUST	1

END OF FIGURE

FIELD MAINTENANCE
TEE ASSEMBLY, 4 IN. FEMALE X 4 IN. MALE X 4 IN. FEMALE, 78021-100

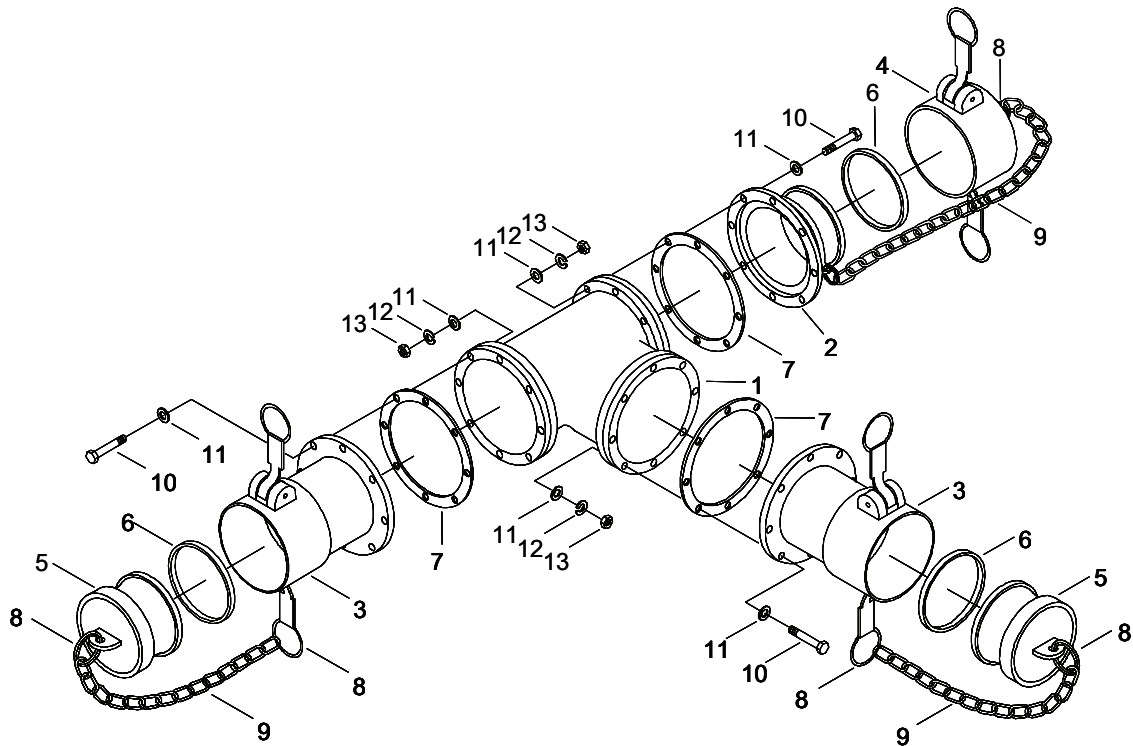


Figure 27. Tee Assembly, 4 In. Female X 4 In. Male X 4 In. Female, 78021-100.

(1) ITEM NO	(2) SMR CODE	(3) NSN	(4) CAGEC	(5) PART NUMBER	(6) DESCRIPTION AND USABLE ON CODE (UOC)	(7) QTY
GROUP 03						
FIG. 27 TEE ASSEMBLY, 4 IN. FEMALE X 4 IN. MALE X 4 IN. FEMALE, 78021- 100						
1	PAOZZ	4730-00-840-5346	41592	735TRF0200 MTAJ	TEE, FLANGED, 4 X 4 X 4, TTMA	1
2	PAOZZ	4730-00-840-5347	58536	AA59326/4A- 4-A-1	COUPLING, 4 INCH, TTMA FLANGE X 4- INCH MALE, CAMLOC QD. W/GASKET	1
3	PAOZZ	4730-00-840-5348	58536	AA59326/8- 4-A-1	COUPLING, 4 INCH, TTMA FLANGE X 4- INCH FEMALE, CAMLOC QD. W/GASKET	2
4	PAOZZ	4730-00-640-6156	58536	AA593261X- 9	COUPLING HALF, 4.00 CAP, DUST W/LANYARD AND GASKET	1
5	PAOZZ	4730-00-640-6188	58536	AA59326X19	COUPLING HALF, 4.00 PLUG, DUST W/LANYARD	2
6	PAOZZ	5330-00-899-4509	58536	AA59326-9	GASKET	3
7	PAOZZ	5330-01-543-1161	2P653	AA59326/G- 9	GASKET, 4-INCH ID, 6.625 OD, 5.875 BOLT CIRCLE. 1/16 THICK, 8 HOLES	3
8	PAOZZ	5340-01-515-0537	39428	86805T38	HOLDER, KEY	16
9	MOOZZ	4010-01-526-4895	39428	3610T32-1	CHAIN, SASH	3
10	PAOZZ	5305-01-325-8387	80205	MS90725-64	SCREW, CAP, HEX HD, 1.50 X 3/8-16	24
11	PAOZZ	5310-00-080-6004	80205	MS27183-14	WASHER, FLAT, .406 ID, .812 OD, .065 THICK	48
12	PAOZZ	5310-00-004-5033	80205	MS35338-46	WASHER, LOCK, .375 ID X .094 CAD OR ZINC	24
13	PAOZZ	5310.00-732-0558	0A704	MS51967-8	NUT, HEX, .375-16 UNC-2B GRADE B	24

END OF FIGURE

FIELD MAINTENANCE
TEE ASSEMBLY, 6 IN. FEMALE X 6 IN. MALE X 6 IN. MALE, 78027-100

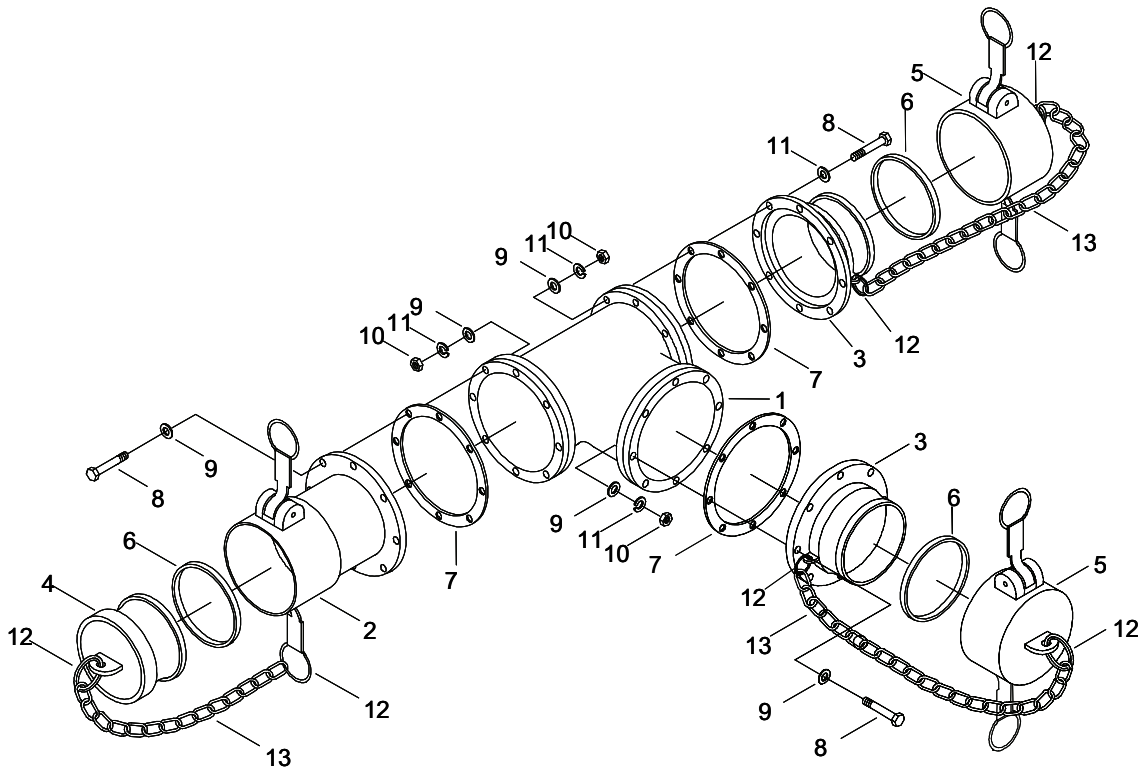


Figure 28. Tee Assembly, 6 In. Female x 6 In. Male x 6 In. Male, 78027-100.

(1) ITEM NO	(2) SMR CODE	(3) NSN	(4) CAGEC	(5) PART NUMBER	(6) DESCRIPTION AND USABLE ON CODE (UOC)	(7) QTY
GROUP 03						
FIG. 28 TEE ASSEMBLY, 6 IN. FEMALE X 6 IN. MALE X 6 IN. MALE, 78027-100						
1	PAOZZ		41592	735T-6000 IT	TEE, FLANGED, 6X6X6, TTMA	1
2	PAOZZ		58536	AA59326/8A- 5-A-2	COUPLING, 6 INCH, TTMA FLANGE X 6- INCH FEMALE, CAMLOCK QD W/4 LOCKING CAM ARMS	1
3	PAOZZ	4730-00-402-5955	58536	AA59326/4A- 5-A	COUPLING, 6 INCH, TTMA FLANGE X 6- INCH MALE, CAMLOCK QD	2
4	PAOZZ	4730-00-706-7155	58536	AA59326/11- 10	COUPLING HALF, 6.00 PLUG, DUST W/LANYARD	1
5	PAOZZ	4730-00-064-4435	58536	AA59326/10- 10	COUPLING HALF, 6.00 CAP, DUST W/YANDARD AND GASKET	2
6	PCOZZ		33813	5500260F	GASKET	3
7	PCOZZ		58536	AA59326-G- 10	GASKET, 6-INCH ID, 8.875 OD, 8.125 BOLT CIRCLE, 1/16 THICK, 12 HOLES	3
8	PAOZZ	5305-01-526-0464	58536	92620A630	SCREW, CAP, GRADE 8, HEX HD, 1.75 X 3/8-16	36
9	PAOZZ	5310-00-080-6004	96906	MS27183-14	WASHER FLAT, .406 ID, .812 OD, .065 THICK	72
10	PAOZZ	5310-00-732-0558	96906	MS51967-8	NUT, HEX, 3/8-16, GRADE B	36
11	PAOZZ	5310-00-722-5658	96906	MS35338-46	WASHER FLAT, 3/8 XX .094 CAD OR ZINC	36
12	PAOZZ	5340-01-515-0537	39428	86805T38	HOLDER, KEY	4
13	MOOZZ	4010-01-526-4895	39428	3610T32-1	CHAIN, SASH	3

END OF FIGURE

FIELD MAINTENANCE
TEE ASSEMBLY, 6 IN. MALE X 6 IN. FEMALE X 4 IN. MALE, 78026-100

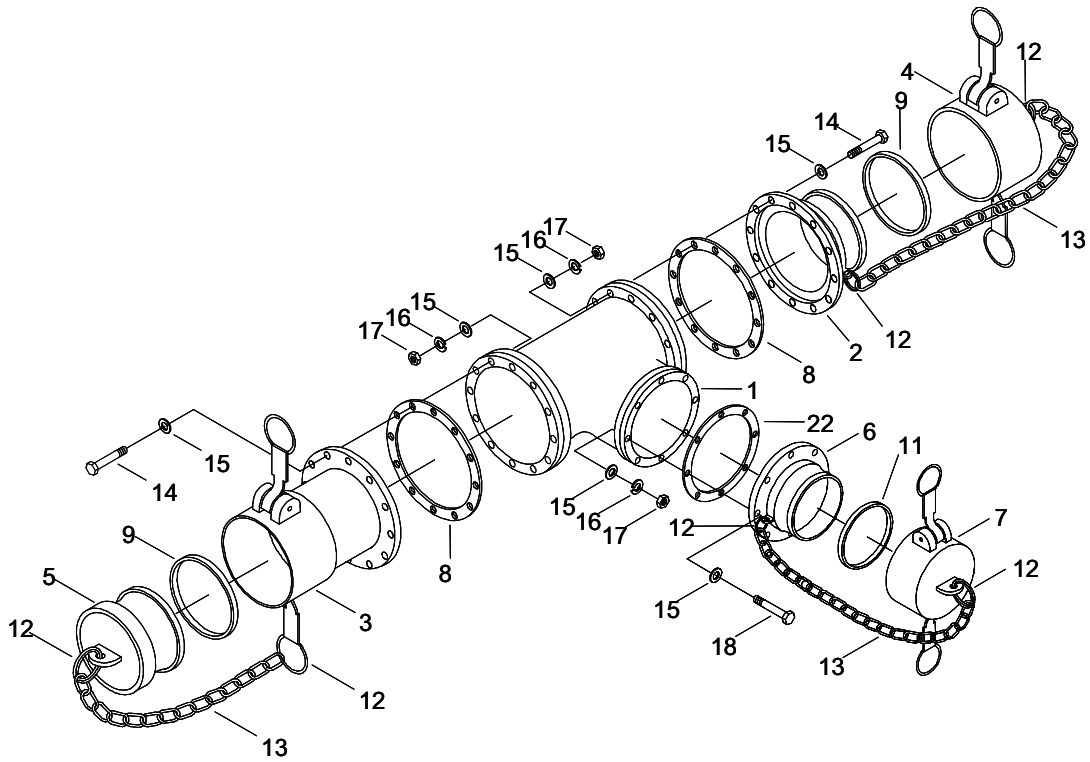


Figure 29. Tee Assembly, 6 In. Male x 6 in. Female x 4 in. Male, 78026-100.

(1) ITEM NO	(2) SMR CODE	(3) NSN	(4) CAGEC	(5) PART NUMBER	(6) DESCRIPTION AND USABLE ON CODE (UOC)	(7) QTY
GROUP 03						
FIG. 29 TEE ASSEMBLY, 6 IN. MALE X 6 IN. FEMALE X 4 IN. MALE, 78026-100						
1	PAOZZ		41592	735T-6400	TEE, FLANGED, 6X6X4, TTMA	1
2	PAFZZ	4730-00-402-5955	33813	AA59326/4A-5-A	COUPLING, 6 INCH, TTMA FLANGE X 6-INCH MALE, CAMLOCK QD	1
3	PAFFZ		33813	AA59326/8A-5-A-2	COUPLING, 6 INCH, TTMA FLANGE X 6-INCH FEMALE, CAMLOCK QD W/4	1
4	PAOZZ	4730-00-064-4435	33813	AA59326/10-10	LOCKING CAM ARMS AND GASKETS COUPLING HALF, 6.00 CAP, DUST	1
5	PAOZZ	4730-00-706-7155	33813	AA59326/11-10	COUPLING HALF, 6.00 PLUG, DUST W/LANYARD	1
6	PAOZZ	4730-00-840-5347	58536	AA59326/4A-4-A-1	COUPLING, 4 INCH, TTMA FLANGE X 4-INCH MALE, CAMLOC QD	1
7	PAOZZ	4730-00-623-7537	58536	AA59326/10-9	COUPLING HALF, 4.00 CAP, DUST W/LANYARD AND GASKET	1
8	PCOZZ	5330-00-412-9780	2P653	AA59326-G-10	GASKET, 6-INCH ID, 8.875 OD, 8.125	2
9	PCOZZ		33813	5500260F	BOLT CIRCLE. 1/16 THICK, 12 HOLES GASKET	2
10	PCOZZ		2P653	AA59326-G-9	GASKET, 4-INCH ID, 6.625 OD, 5.875	1
11	PCOZZ		33813	5500240F	BOLT CIRCLE. 1/16 THICK, 8 HOLES GASKET	1
12	PAOZZ	5340-01-515-0537	39428	86805T38	HOLDER, KEY	6
13	MOOZZ	4010-01-526-4895	39428	3610T32-1	CHAIN, SASH	3
14	PAOZZ	5305-01-526-0464	39428	92620A630	SCREW, CAP, GRADE 8, HEX HD, 1.75 X 3/8-16	24
15	PAOZZ	5310-00-080-6004	96906	MS27183-14	WASHER, FLAT, .406 ID, .812 OD, .065 THICK	64
16	PAOZZ	5310-00-003-4094	96906	MS35338-48	WASHER, LOCK, 3/8 X .094 CAD OR ZINC	32
17	PAOZZ	5310-00-732-0558	96906	MS51967-8	NUT, HEX, 3/8-16, GRADE B	32
18	PAOZZ	5305-00-269-3215	80205	MS90725-65	SCREW, CAP, HEX HD, 1.75 X 3/8-16	8

END OF FIGURE

FIELD MAINTENANCE
TEE ASSEMBLY, 6 IN. FEMALE X 6 IN. FEMALE X 4 IN. MALE, 300.2434

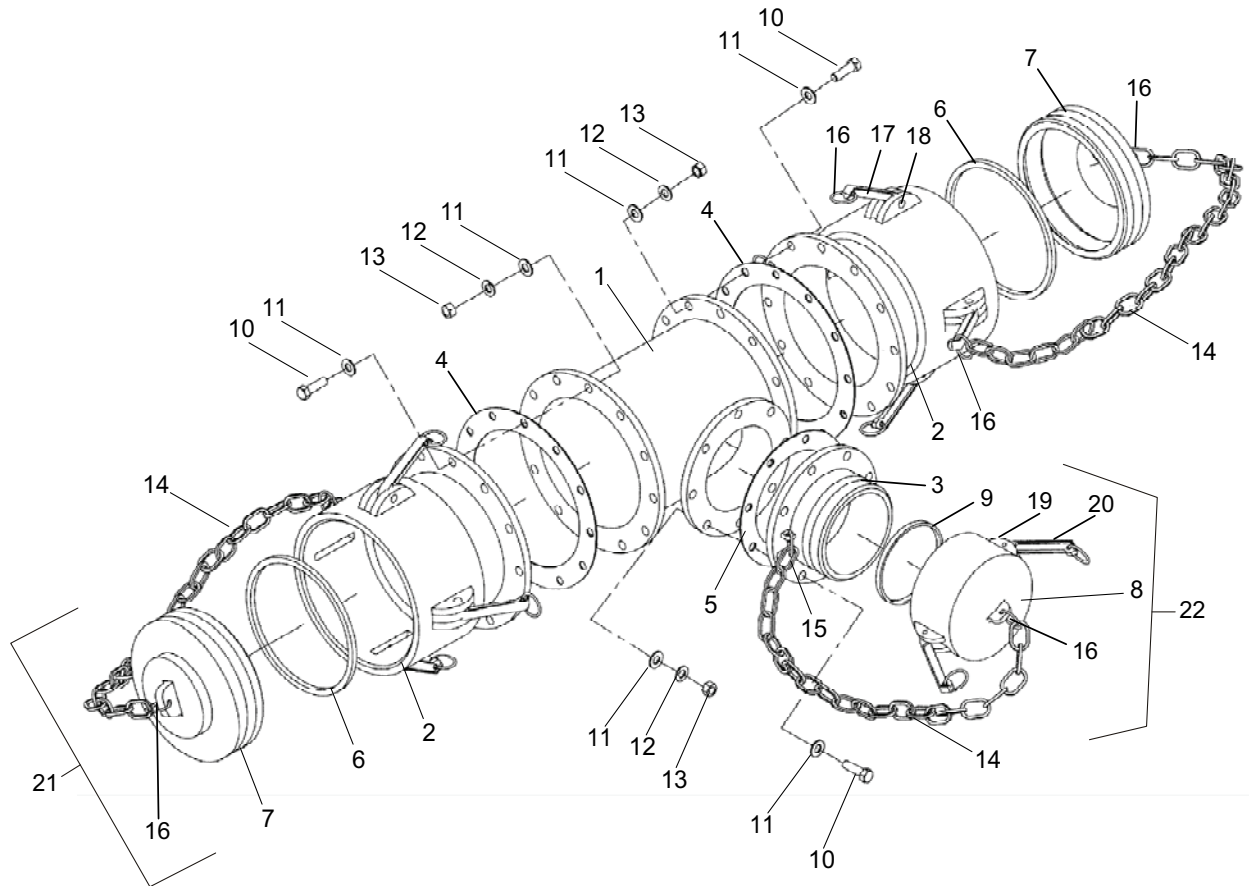


Figure 30. Tee Assembly, 6 In. Female x 6 In. Female x 4 In. Male, 300.2434.

(1) ITEM NO	(2) SMR CODE	(3) NSN	(4) CAGEC	(5) PART NUMBER	(6) DESCRIPTION AND USABLE ON CODE (UOC)	(7) QTY
GROUP 03						
FIG. 30 TEE ASSEMBLY, 6 IN. FEMALE X 6 IN. FEMALE X 4 IN. MALE, 300.2434						
1	XAOZZ		41592	735T-6400 IT	TEE, FLANGED, 6X6X4, TTMA	1
2	PAOZZ		15886	735LBT6040 AC	6 IN. FEMALE COUPLER X 6 IN. TTMA FLANGE	2
3	PAOZZ		15886	735LBT4000 1A	4 IN. MALE COUPLER X TTMA FLANGE	1
4	PCOZZ	5330-00-412-9780	58536	AA59326-G- 10	GASKET, 6-INCH, 8.875 OD, 8.125 BOLT CIRCLE, 1/16 THICK, 12 HOLES	2
5	PCOZZ		2P653	4"TTMA/C44 01	GASKET, 4-INCH, 8 HOLES	1
6	PCOZZ		15886	735DC-6002 2G	GASKET, 6 IN.	2
7	PAOZZ		33813	1001260	PLUG, BASIC	2
8	PAOZZ		33813	1001240	CAP, BASIC	1
9	PCOZZ		15886	735DC-0102 2G	GASKET, 4 IN.	1
10	PAOZZ		15886	15110	SCREW, CAP, HEX HEAD, 3/8-16 X 1.75	32
11	PAOZZ		15886	1133815	WASHER FLAT, 3/8 XX .094 CAD OR ZINC	64
12	PAOZZ		15886	1133893	WASHER, LOCK, 3/8	32
13	PAOZZ		15886	36406	NUT, HEX, 3/8-16	32
14	PAOZZ		15886	735DP-0103 2C	KEEPER CHAIN	3
15	PAOZZ		15886	735DC-2005 2R	FINGER RING	1
16	PAOZZ		15886	735DC-0105 2R	PULL RING	14
17	PAOZZ		15886	735LBT6003 MA	CAM ARM 6 IN.	8
18	PAOZZ		15886	735DC-6004 2P	STAINLESS STEEL DRIVE PIN 6 IN.	8
19	PAOZZ		15886	735DC-4004 2P	STAINLESS STEEL DRIVE PIN 4 IN.	4
20	PAOZZ		15886	735DC-4003 MA	CAM ARM 4 IN.	4
21	PAOZZ		15886	735DC-4000 AC	4 IN. DUST CAP W/ CHAINS AND RINGS	1
22	PAOZZ		15886	735DP-6000 AP	6 IN. DUST PLUG W/CHAINS AND RINGS	2

END OF FIGURE

FIELD MAINTENANCE
TEE ASSEMBLY, 6 IN. FEMALE X 6 IN. FEMALE X 6 IN. MALE, 300.2433

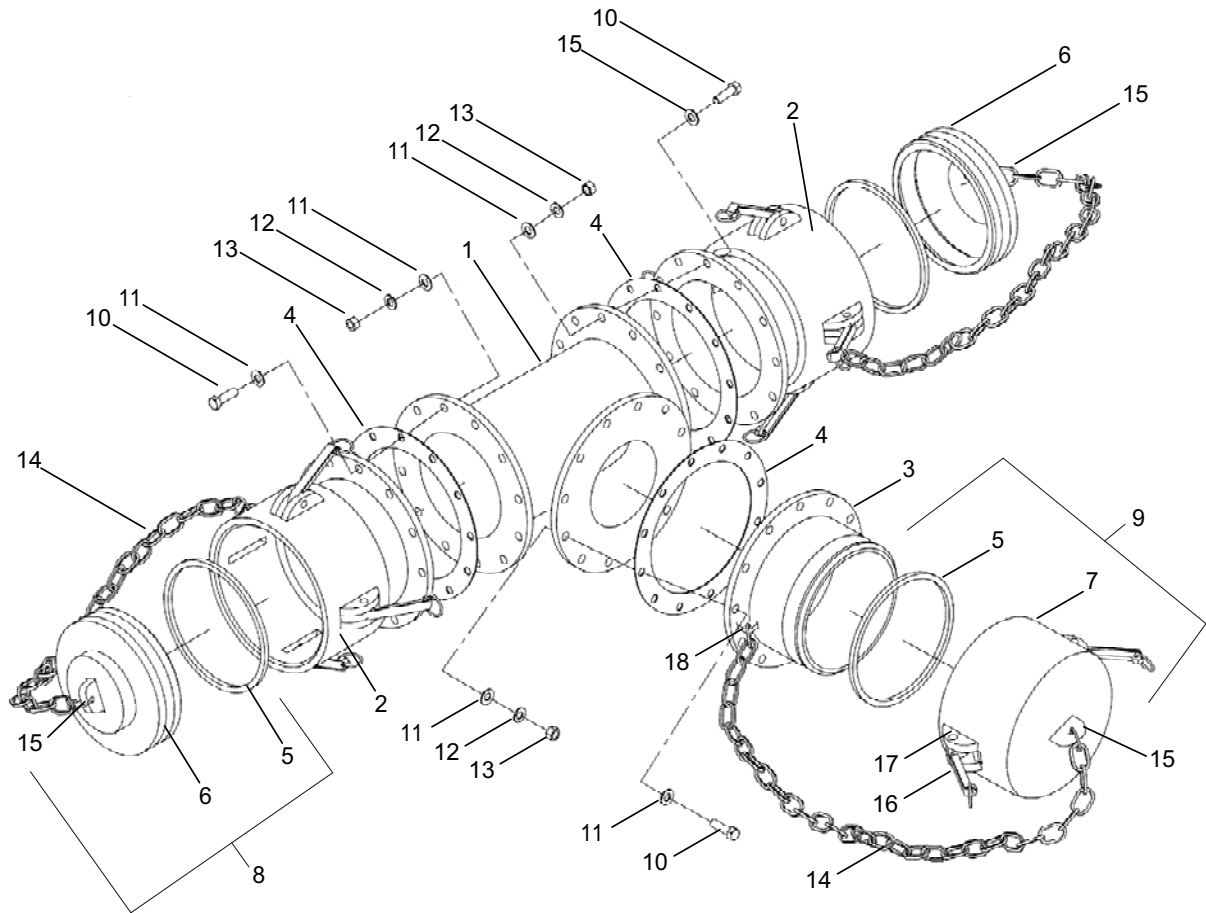


Figure 31. Tee Assembly, 6 In. Female x 6 In. Female x 6 In. Male, 300.2433.

(1) ITEM NO	(2) SMR CODE	(3) NSN	(4) CAGEC	(5) PART NUMBER	(6) DESCRIPTION AND USABLE ON CODE (UOC)	(7) QTY
-------------------	--------------------	------------	--------------	-----------------------	--	------------

GROUP 03

FIG. 31 TEE ASSEMBLY, 6 IN. FEMALE
X 6 IN. FEMALE X 6 IN. MALE, 300.2433

1	XAOZZ		15886	735T-6400 1T	6F X 6F X 6M TTMA FLANGED TEE	1
2	PAFZZ		15886	735LBT6040 AC	6 IN. FEMALE COUPLER X 6 IN. TTMA FLANGE	2
3	PAOZZ		15886	735LAT6000 1A	6 IN. COUPLER X 6 IN. TTMA FLANGE	1
4	PAOZZ		15886	235RFN0320 2G	6 IN. TTMA FLANGE GASKET, NITRILE	2
5	PCOZZ		15886	735DC-6002	GASKET	3
6	PAOZZ		33813	1001260	PLUG, BASIC	2
7	PAOZZ		33813	6058600	CAP, BASIC	1
8	PAOZZ		15886	735DP-6000 AP	6 IN. DUST PLUG W/CHAINS AND RINGS	2
9	PAFZZ		15886	735DC-6000 AC	6 IN. DUST CAP W/CHAINS AND RINGS	1
10	PAOZZ		15886	15110	SCREW, CAP, HEX HEAD, 3/8-16 X 1.75	36
11	PAOZZ		15886	1133815	WASHER, FLAT, 3/8	72
12	PAOZZ		15886	1133893	WASHER, LOCK, 3/8	36
13	PAOZZ		15886	36406	NUT, HEX, 3/8-16	36
14	PAOZZ		15886	735DP-0103 2C	KEEPER CHAIN	3
15	PAOZZ		15886	735DC-0105 2R	PULL, RING	
16	PAOZZ		15886	735LBT6003 MA	CAM ARM	10
17	PAOZZ		15886	735DC-6004 2P	STAINLESS STEEL DRIVE PIN	10
18	PAOZZ		15886	735DC-2005 2R	FINGER RING	1

END OF FIGURE

FIELD MAINTENANCE
TEE ASSEMBLY, 6 IN. FEMALE X 6 IN. MALE X 6 IN. FEMALE, 300.2431

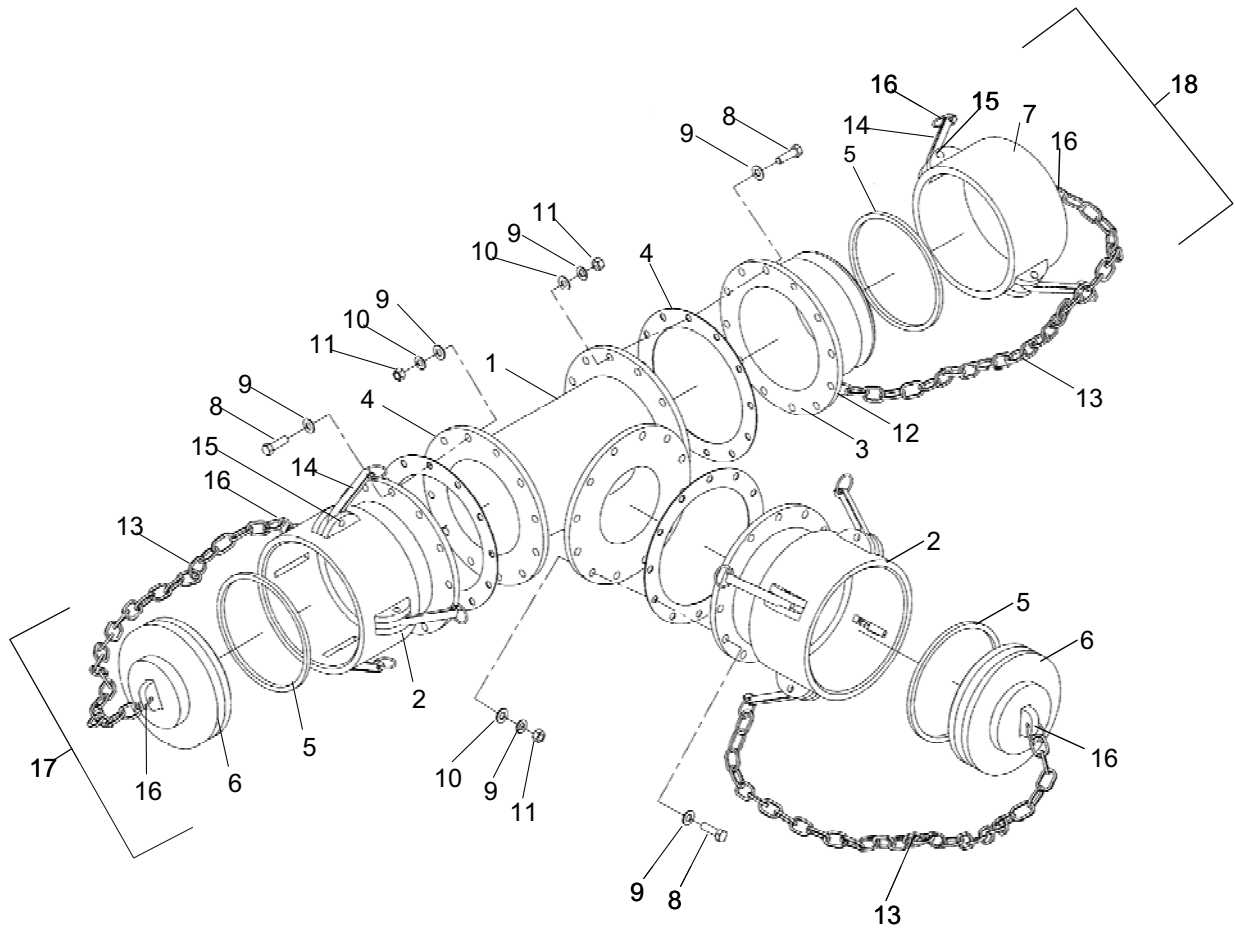


Figure 32. Tee Assembly, 6 In. Female x 6 In. Male x 6 In. Female, 300.2431.

(1) ITEM NO	(2) SMR CODE	(3) NSN	(4) CAGEC	(5) PART NUMBER	(6) DESCRIPTION AND USABLE ON CODE (UOC)	(7) QTY
GROUP 03						
FIG. 32 TEE ASSEMBLY, 6 IN. FEMALE X 6 IN. MALE X 6 IN. FEMALE, 300.2431						
1	PAOZZ		15886	735T-6000 1T	6 F X 6M X 6F TTMA FLANGED TEE	1
2	PAOZZ		15886	735LBT6040 AC	6 IN. FEMALE COUPLER X 6 IN. TTMA FLANGE	2
3	PAOZZ		15886	735LAT6000 1A	6 IN. MALE COUPLER X 6 IN. TTMA FLANGE	1
4	PCOZZ		2P654	6INCHTTMA /C4401	GASKET, 6-INCH ID, 8.875 QD, 8.125 BOLT CIRCLE, .062 THICK, 12 HOLES	3
5	PCOZZ		15886	735DC-6002 2G	GASKET	3
6	PAOZZ		33813	1001260	PLUG, BASIC	2
7	PAOZZ		33813	6058600	CAP, BASIC	1
8	PAOZZ		15886	15110	SCREW, CAP, HEX HEAD, 3/8-16 X 1.75	36
9	PAOZZ		15886	1133815	WASHER, FLAT, 3/8	72
10	PAOZZ		15886	1133893	WASHER, LOCK, 3/8	36
11	PAOZZ		15886	36406	NUT, HEX, 3/8-16	36
12	PAOZZ		15886	735DC-2005 2R	FINGER RING	1
13	PAOZZ		15886	735DP-0103 2C	KEEPER CHAIN	3
14	PAOZZ		15886	735DC-4003 MA	CAM ARM	10
15	PAOZZ		15886	735DC-6004 2P	STAINLESS STEEL DRIVE PIN	10
16	PAOZZ		15886	735DC-0105 2R	PULL ARM	14
17	PAOZZ		15886	735DP-6000 AP	6 IN. DUST PLUG W/CHAINS & RINGS	2
18	PAOZZ		15886	735DC-6000 AC	6 IN. DUST CAP W/CHAINS & RINGS	1

END OF FIGURE

FIELD MAINTENANCE
TEE ASSEMBLY, 6 IN. MALE X 6 IN. FEMALE X 4 IN. FEMALE, 300.2432

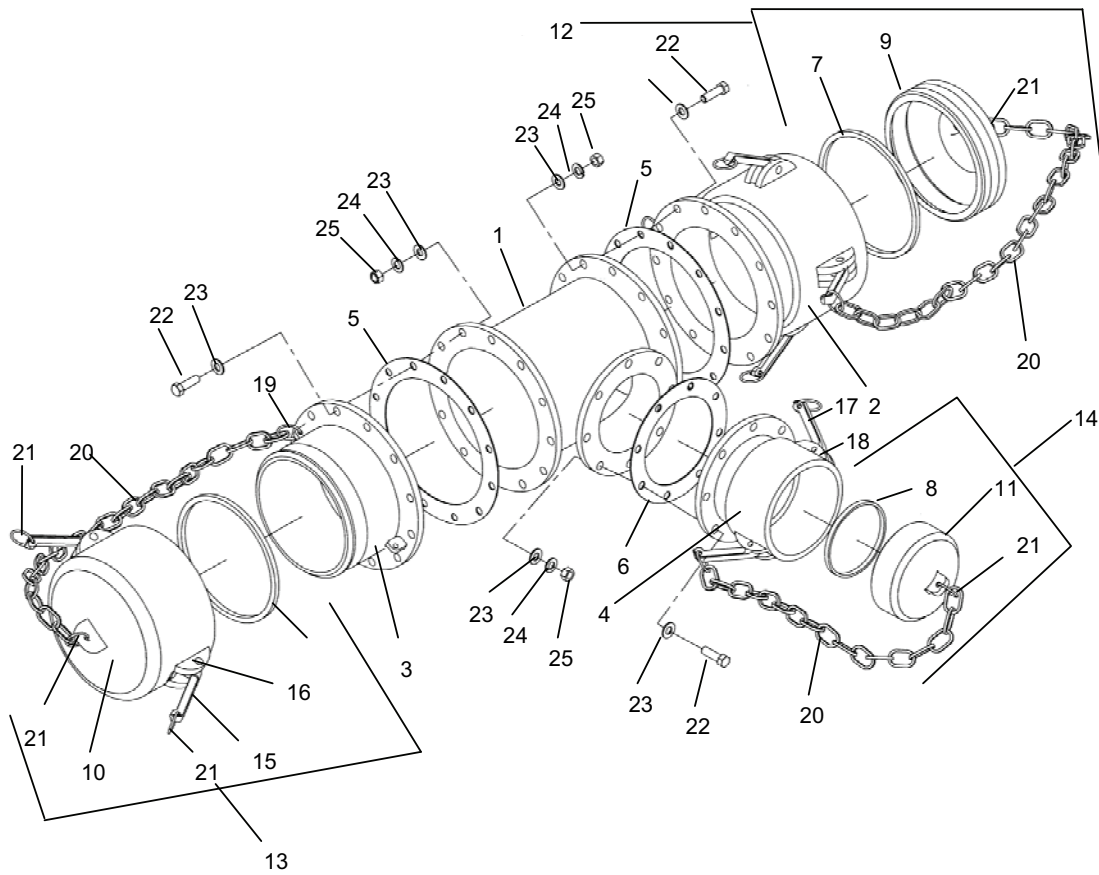


Figure 33. Tee Assembly, 6 In. Male x 6 In. Female x 4 In. Female, 300.2432.

(1) ITEM NO	(2) SMR CODE	(3) NSN	(4) CAGEC	(5) PART NUMBER	(6) DESCRIPTION AND USABLE ON CODE (UOC)	(7) QTY
GROUP 03						
FIG. 33 TEE ASSEMBLY, 6 IN. MALE X 6 IN. FEMALE X 4 IN. FEMALE, 300.2432						
1	XAOZZ		41592	735T-6400 IT	TEE, FLANGED, 6X6X4, TTMA	1
2	PAOZZ		15886	735LBT- 6040 AC	6 IN. FEMALE COUPLER X 6 IN. TTMA FLANGE	2
3	PAOZZ		15886	735LAT- 6000 1A	6 IN. COUPLER X 6 IN. TTMA FLANGE	1
4	PAOZZ		15886	735LBT- 4000 AC	4 IN. FEMALE COUPLER X TTMA FLANGE	1
5	PCOZZ		15886	235RFN0320 2G	6 IN. TTMA FLANGE GASKET, NITRILE	2
6	PCOZZ		15886	235RFN0220 2G	4 IN. TTMA FLANGE GASKET, NITRILE	1
7	PCOZZ		15886	735DC-6002 2G	GASKET, 6 IN.	2
8	PCOZZ		15886	735DC-0102 2G	GASKET, 4 IN.	1
9	PAOZZ		33813	1001260	PLUG, BASIC	1
10	PAOZZ		33813	60588600	CAP, BASIC	1
11	PAOZZ		33813	1001240	PLUG, BASIC	1
12	PAOZZ		15886	735DP-6000 AP	6"DUST PLUG W/CHAIN AND RINGS	1
13	PAOZZ		15886	735DC-6000 AC	6 IN. DUST CAP W/ CHAIN AND RINGS	1
14	PAOZZ		15886	735DC-4000 AC	4 IN. DUST CAP W/ CHAINS AND RINGS	1
15	PAOZZ		15886	735LBT6003 MA	CAM ARM 6 IN.	8
16	PAOZZ		15886	735DC-6004 2P	STAINLESS STEEL DRIVE PIN 6 IN.	8
17	PAOZZ		15886	735DC-4003 MA	CAM ARM 4 IN.	4
18	PAOZZ		15886	735DC-4004 2P	STAINLESS STEEL DRIVE PIN 4 IN.	4
19	PAOZZ		15886	735DC-2005 2R	FINGER RING	1
20	PAOZZ		15886	735DP-0103 2C	KEEPER CHAIN	3
21	PAOZZ		15886	735DC-0105 2R	PULL RING	10
22	PAOZZ		15886	15110	SCREW, CAP, HEX HEAD, 3/8-16 X 1.75	32
23	PAOZZ		15886	1133815	WASHER, FLAT, 3/8	64
24	PAOZZ		15886	1133893	WASHER, LOCK, 3/8	32
25	PAOZZ		15886	36406	NUT, HEX, 3/8-16	32

END OF FIGURE

**FIELD MAINTENANCE
ADAPTER, 3 IN. FEMALE X 3 IN. FEMALE, 60273030SG**

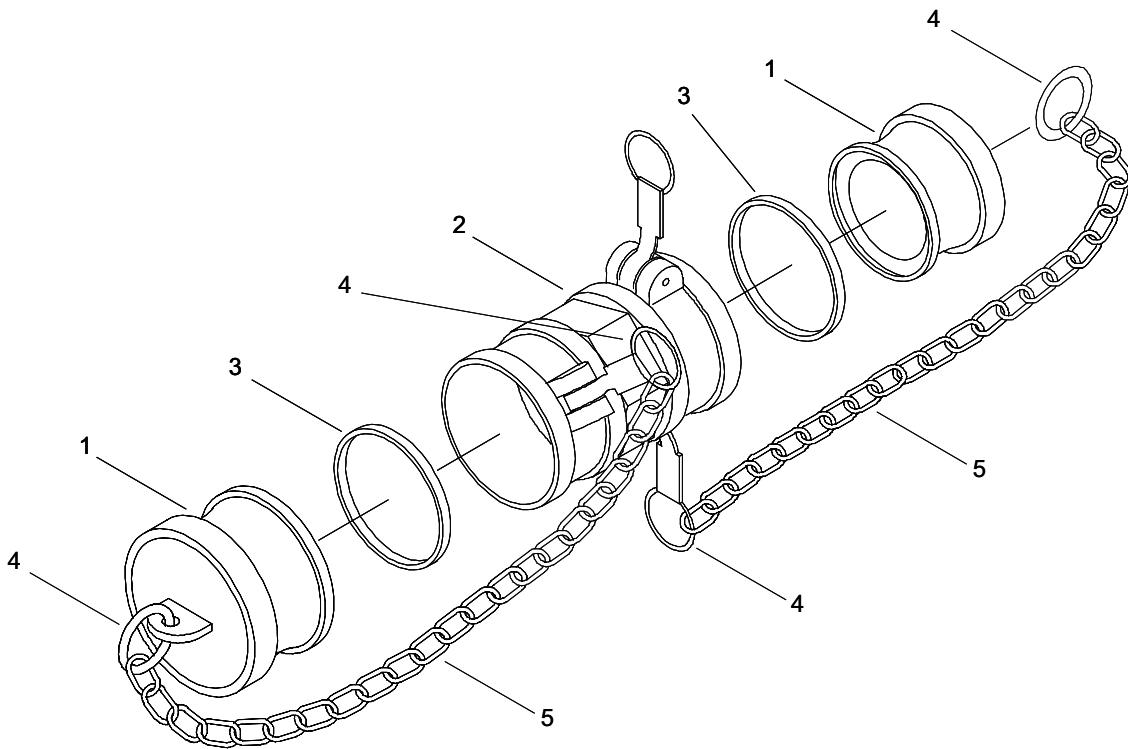


Figure 34. Adapter, 3 In. X 3 In. Female, 60273030SG.

(1) ITEM NO	(2) SMR CODE	(3) NSN	(4) CAGEC	(5) PART NUMBER	(6) DESCRIPTION AND USABLE ON CODE (UOC)	(7) QTY
-------------------	--------------------	------------	--------------	-----------------------	--	------------

GROUP 04

**FIG. 34 ADAPTER ASSEMBLY, 3 IN.
FEMALE X 3 IN. FEMALE, 60273030SG**

1	PAOZZ	5340-01-544-1356	33813	1001230S1G	CAP, PROTECTIVE, DUST	2
2	XAOZZ		33813	60273030	ADAPTER	1
3	PCOZZ	5330-01-138-2108	58536	AA59326-G-1	GASKET	2
4	PAOZZ	5340-01-515-0537	39428	86805T38	HOLDER, KEY	4
5	MOOZZ	4010-01-526-4895	39428	3610T32	CHAIN, SASH	2

END OF FIGURE

**FIELD MAINTENANCE
ADAPTER, 4 IN. FEMALE X 6 IN. MALE, 735BA-4060AC**

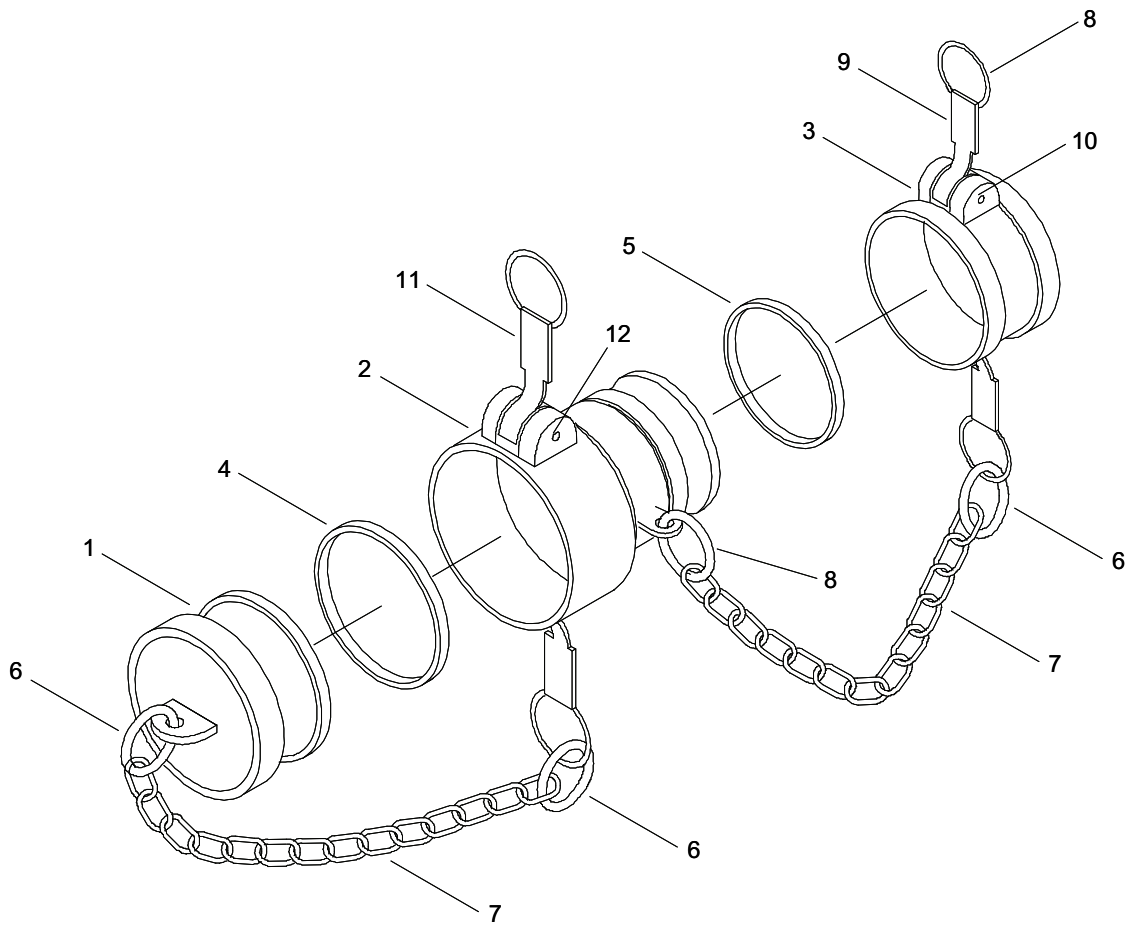


Figure 35. Adapter, 4 In. Female x 6 In. Male, 735BA-4060AC.

(1) ITEM NO	(2) SMR CODE	(3) NSN	(4) CAGEC	(5) PART NUMBER	(6) DESCRIPTION AND USABLE ON CODE (UOC)	(7) QTY
-------------------	--------------------	------------	--------------	-----------------------	--	------------

GROUP 04

FIG. 35 ADAPTER, 4 IN. FEMALE X 6
IN. MALE, 735BA-4060AC

1	PAOZZ		33813	1001260	DUST PLUG	1
2	PAOZZ		15886	602660401	REDUCER ASSEMBLY	1
3	PAOZZ		33813	6058600	DUST CAP	1
4	PCOZZ		15886	735DC-6002	GASKET	1
				2G		
5	PCOZZ		15886	735DC-0102	GASKET	1
				2G		
6	PAOZZ		15886	735DC-2005	FINGER RING	4
				2R		
7	PAOZZ		15886	735DP-0103	KEEPER CHAIN	2
				2C		
8	PAOZZ		15886	735DC-0105	PULL RING	4
				2R		
9	PAOZZ		15886	735LBT4003	CAM ARM 4 IN.	2
				MA		
10	PAOZZ		15886	735DC-4004-2P	STAINLESS STEEL PIN 4 IN.	1
11	PAOZZ		15886	735LBT6003	CAM ARM 6 IN.	2
12	PAOZZ		15886	735DC-6004	STAINLESS STEEL PIN 6 IN.	1
				2P		

END OF FIGURE

FIELD MAINTENANCE
2 IN. VALVED DRY-BREAK ADAPTER ASSEMBLY, 64020GQ

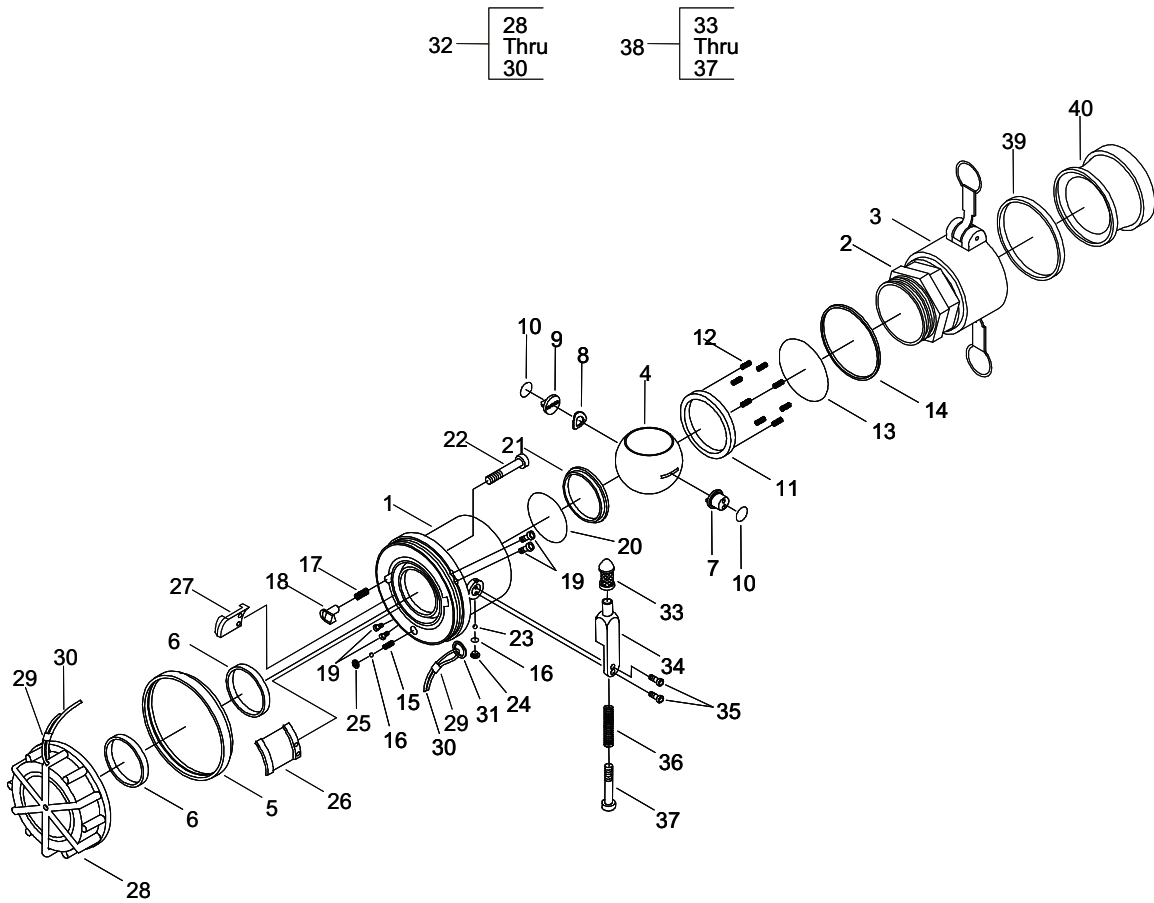


Figure 36. 2 In. Valved Dry-Break Adapter Assembly, 64020GQ.

(1) ITEM NO	(2) SMR CODE	(3) NSN	(4) CAGEC	(5) PART NUMBER	(6) DESCRIPTION AND USABLE ON CODE (UOC)	(7) QTY
GROUP 04						
FIG. 36 2 IN. VALVED DRY-BREAK ADAPTER ASSY, 64020GQ						
1	XAFZZ		0DT23	220163-3	BODY	1
2	PAOZZ	4730-01-543-4114	0DT23	220132-1	COUPLING, PIPE	1
3	PAOZZ	4730-01-543-6962	0DT23	20D-AL-TN	COUPLING, HALF, QUICK	1
4	PAOZZ	4810-01-456-7622	0DT23	220152	BALL, VALVE, PORTED	1
5	PAOZZ	2510-01-456-7850	0DT23	220161	CAP, BUMPER	1
6	PCOZZ	5330-01-433-9203	0DT23	220146	SEAL, PLAIN	2
7	PAOZZ	2815-01-456-7605	81343	220154	SHAFT, CONTROL ASSY	1
8	PAOZZ	5310-00-605-3789	0DT23	W0367-006-S	WASHER, SPRING TENSION	1
9	PAOZZ	5315-01-457-3252	0DT23	220150	PIN, QUICK RELEASE	1
10	PCOZZ	5331-00-248-3840	81343	MS29513-014	O-RING	2
11	PCOZZ	5330-01-456-9662	0DT23	220157	SEAL, PLAIN	1
12	PAOZZ	5360-01-461-5852	0DT23	220153	SPRING, HELICAL, COMP	8
13	PCOZZ	5331-00-291-7384	81343	MS29513-133	O-RING	1
14	PCOZZ	5331-00-291-7337	81343	MS29513-228	O-RING	1
15	PAOZZ	5360-01-466-5850	0DT23	220335	SPRING, HELICAL, COMP	1
16	PAOZZ	3110-01-504-8557	0DT23	220265	BALL, BEARING	42
17	PAOZZ	5360-01-454-1830	0DT23	220149	SPRING, HELICAL, COMP	1
18	PAOZZ	5315-01-457-2803	0DT23	220151	PIN, QUICK RELEASE	1
19	PAOZZ	5305-01-191-4578	96906	MS16997-20L	SCREW, CAP, SOCKET HD	4
20	PCOZZ	5331-00-481-9987	81343	MS29513-032	O-RING	1
21	PCOZZ	5330-01-543-5609	0DT23	221284	SEAL, PLAIN	1
22	PAOZZ	5305-01-456-1139	0DT23	GF16997-24L	SCREW, CAP, SOCKET HD	1
23	PCOZZ	5331-00-248-3835	81343	MS29513-010	O-RING	1
24	PAOZZ	5305-00-988-1720	0DT23	GF35206-276	SCREW, MACHINE	1
25	PAOZZ	4820-01-504-8924	0DT23	220334	SEAT, VALVE	1
26	PAOZZ	4820-01-504-8923	0DT23	220159-2	LUG, SHORT	1
27	PAOZZ	4820-01-503-0710	0DT23	220159-1	LUG, LONG	1
28	PAOZZ	4730-01-543-9501	0DT23	220162	CAP, QUICK DISCONNECT	1
29	PAOZZ	4030-00-431-5537	0DT23	28-2-G	SWAGING SLEEVE, WIRE	1
30	PAOZZ	4010-01-543-6609	0DT23	82499-1800	WIRE, ROPE	1
31	PAOZZ	5365-01-490-5797	0DT23	220482	RING, CONNECTING, ROUND	1
32	PAOZZ	2910-01-456-2273	0DT23	47062	CAP, DUST	2
33	PAOZZ	5355-01-543-4100	0DT23	220142	KNOB	1
34	PAOZZ	5340-01-543-4528	0DT23	220147	LEVER, MANUAL CONTROL	1
35	PAOZZ	5305-01-543-4523	0DT23	PL24693C50	SCREW, MACHINE	2
36	PAOZZ	5360-01-543-6716	0DT23	220145	SPRING, HELICAL, COMP	1
37	PAOZZ	5305-01-543-6710	0DT23	220204	SCREW, MACHINE	1
38	PAFFZ	5340-01-458-8470	0DT23	47085	HANDLE, MANUAL CONTROL	1
39	PCOZZ	5330-00-612-2414	58536	AAS9326-G6	GASKET	1
40	PAOZZ		0DT23	GF27029-11-TN	CAP, DUST	1

END OF FIGURE

**FIELD MAINTENANCE
3 IN. DOUBLE MALE ADAPTER ASSEMBLY, 602830301**

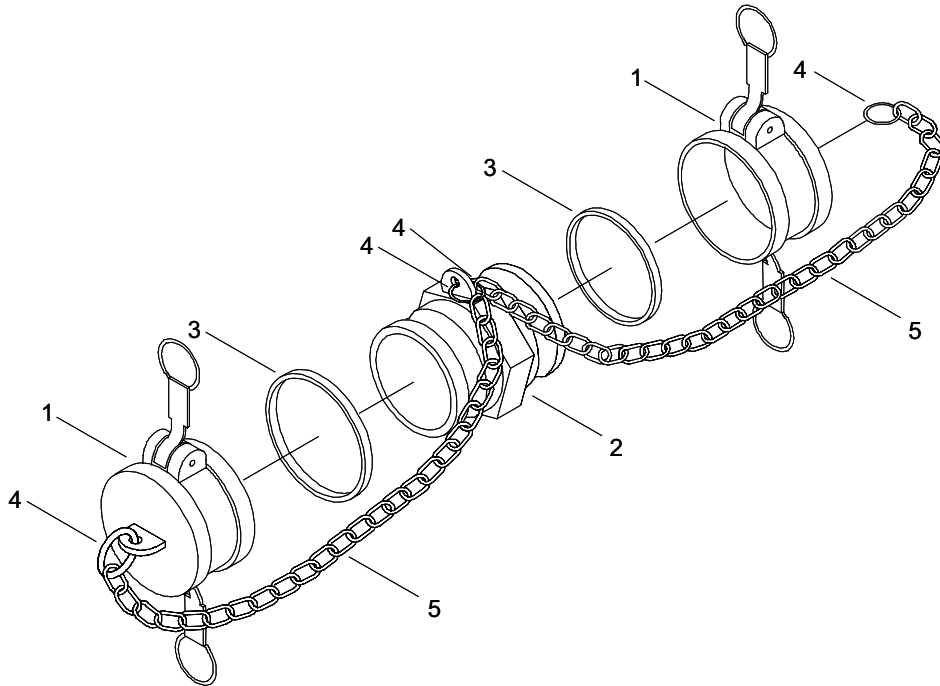


Figure 37. 3 In. Double Male Adapter Assembly, 602830301.

(1) ITEM NO	(2) SMR CODE	(3) NSN	(4) CAGEC	(5) PART NUMBER	(6) DESCRIPTION AND USABLE ON CODE (UOC)	(7) QTY
GROUP 04						
FIG. 37 3 IN. DOUBLE MALE ADAPTER ASSEMBLY, 602830301						
1	PAOZZ	4730-00-929-0787	96906	MS270228-15	CAP, QUICK DISCONNECT	2
2	PAOZZ	4730-01-543-7019	33813	60283030SG	NIPPLE, QUICK DISCONNECT	1
3	PCOZZ	5330-01-138-2108	58536	AA59326-G-1	GASKET	2
4	PAOZZ	5340-01-515-0537	39428	86805T38	HOLDER, KEY	4
5	MOOZZ	4010-01-526-4895	39428	3610T32	CHAIN,SASH	2
END OF FIGURE						

**FIELD MAINTENANCE
4 IN. DOUBLE FEMALE ADAPTER ASSEMBLY, 602740401**

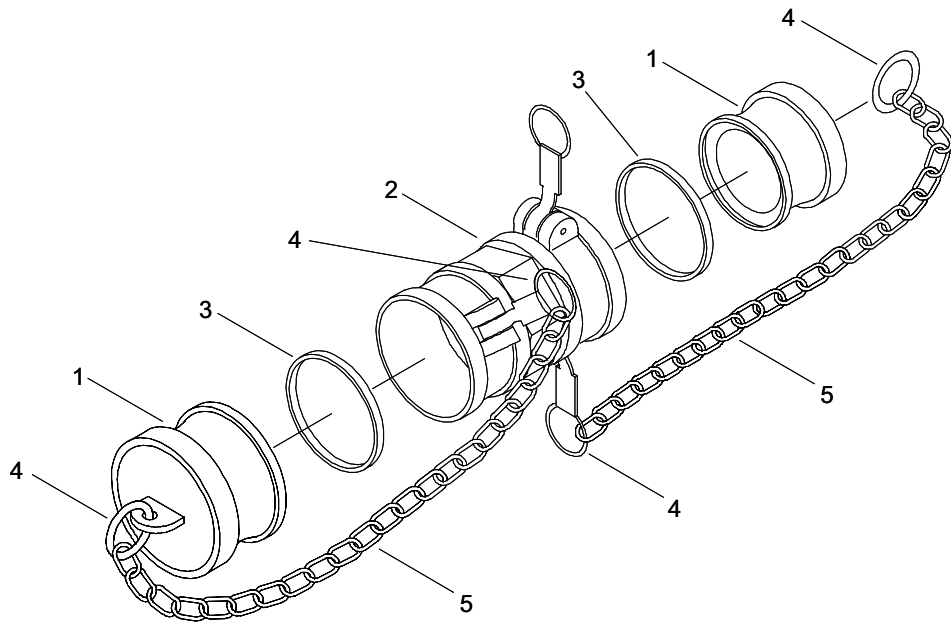


Figure 38. 4 In. Double Female Adapter Assembly, 602740401.

(1) ITEM NO	(2) SMR CODE	(3) NSN	(4) CAGEC	(5) PART NUMBER	(6) DESCRIPTION AND USABLE ON CODE (UOC)	(7) QTY
-------------------	--------------------	------------	--------------	-----------------------	--	------------

GROUP 04

**FIG. 38 4 IN. DOUBLE FEMALE
ADAPTER ASSEMBLY, 602740401**

1	PAOZZ	4730-00-640-6188	58536	AA59326X19	PLUG, QUICK DISCONNECT	2
2	PAOZZ	4730-01-543-6575	33813	60274040SG	COUPLING, ASSEMBLY	1
3	PCOZZ	5330-00-899-4509	58536	AA5932 -9	GASKET	2
4	PAOZZ	5340-01-515-0537	39428	86805T38	HOLDER, KEY	4
5	MOOZZ	4010-01-526-4895	39428	3610T32	CHAIN, SASH	2

END OF FIGURE

**FIELD MAINTENANCE
4 IN. DOUBLE MALE ADAPTER ASSEMBLY, 602840401**

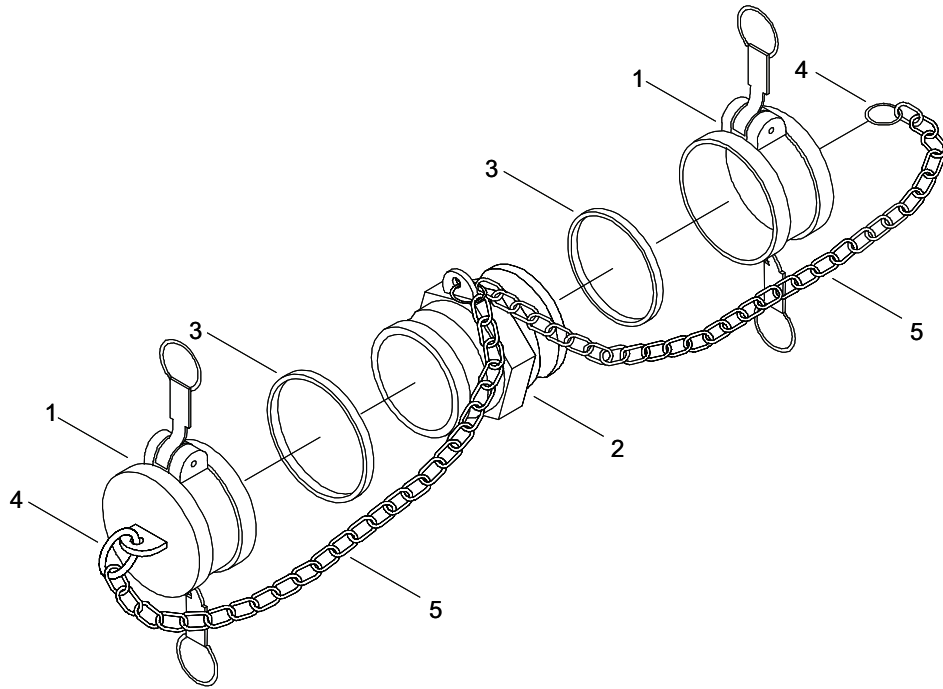


Figure 39. 4 In. Double Male Adapter Assembly, 602840401.

(1) ITEM NO	(2) SMR CODE	(3) NSN	(4) CAGEC	(5) PART NUMBER	(6) DESCRIPTION AND USABLE ON CODE (UOC)	(7) QTY
GROUP 04						
FIG. 39 4 IN. DOUBLE MALE ADAPTER ASSEMBLY, 602840401						
1	PAOZZ	4730-00-640-6156	58536	AA59326IX-9	CAP, QUICK DISCONNECT	2
2	PAOZZ	4730-00-935-1613	58536	AA59326/21A- 11-A	NIPPLE, QUICK DISCONNECT	1
3	PCOZZ	5330-00-899-4509	58536	AA5932 -9	GASKET	2
4	PAOZZ	5340-01-515-0537	39428	86805T38	HOLDER, KEY	4
5	MOOZZ	4010-01-526-4896	39428	3610T32	CHAIN, SASH	2
END OF FIGURE						

FIELD MAINTENANCE
2 IN. FEMALE X 1.5 IN. MALE REDUCER ASSEMBLY, 602620151

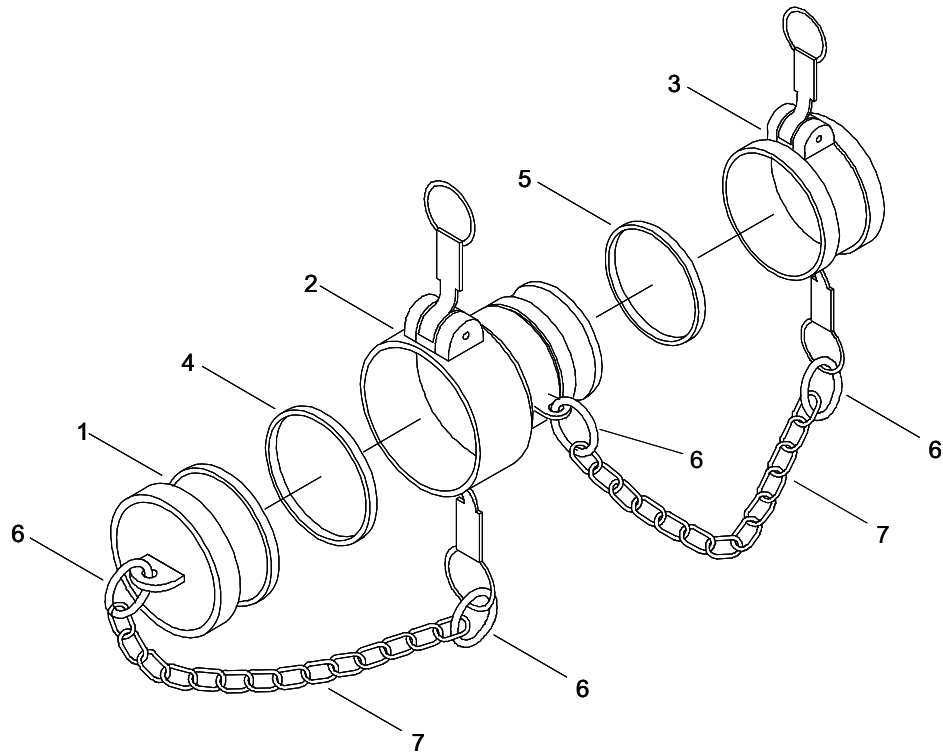


Figure 40. 2 In. Female X 1.5 In. Male Reducer Assembly, 602620151.

(1) ITEM NO	(2) SMR CODE	(3) NSN	(4) CAGEC	(5) PART NUMBER	(6) DESCRIPTION AND USABLE ON CODE (UOC)	(7) QTY
GROUP 04						
FIG. 40 2 IN. FEMALE X 1.5 IN. MALE REDUCER ASSEMBLY, 602620151						
1	PAOZZ	4730-00-915-5127	58536	AA59326X16	PLUG, QUICK DISCONNECT	1
2	PAOZZ	4730-00-951-3295	58536	AA59326/12-3A	REDUCER, QUICK DISCONNECT	1
3	PAOZZ	4730-00-869-5246	58536	AA59326/10-5	CAP, QUICK DISCONNECT	1
4	PCOZZ	5330-00-612-2414	33813	AA59326-G6	GASKET	1
5	PCOZZ	5330-00-360-0595	58536	AA59326-G5	GASKET	1
6	PAOZZ	5340-01-515-0537	39428	86805T38	HOLDER, KEY	4
7	MOOZZ	4010-01-526-4895	39428	3610T32	CHAIN,SASH	2
END OF FIGURE						

**FIELD MAINTENANCE
4 IN. FEMALE X 2 IN. MALE REDUCER ASSEMBLY, 602640201SG**

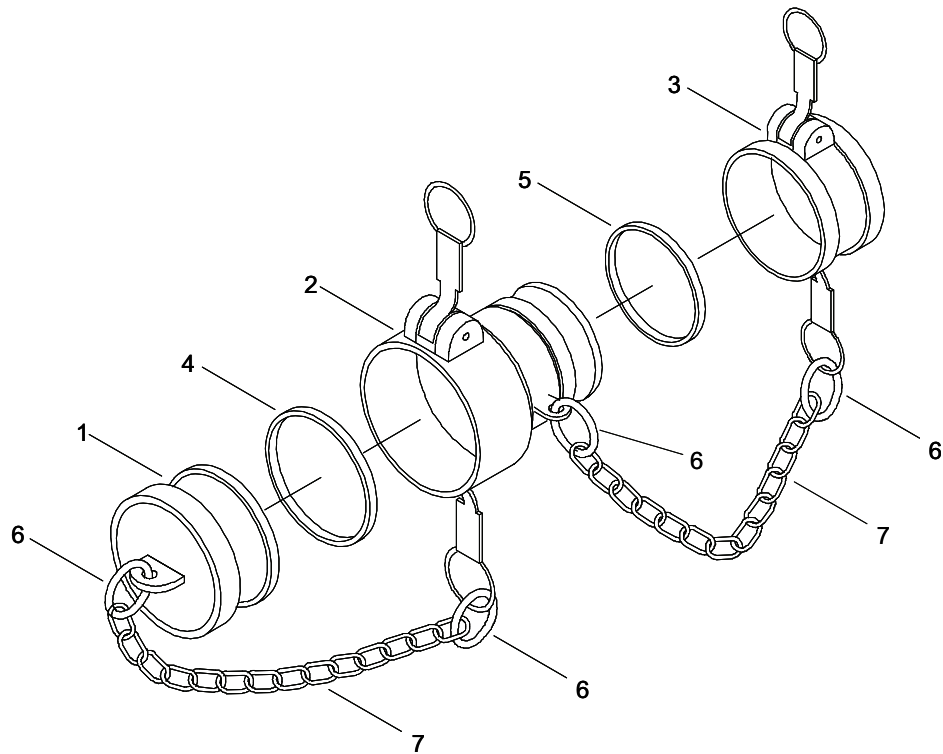


Figure 41. 4 In. Female X 2 In. Male Reducer Assembly, 602640201SG

(1) ITEM NO	(2) SMR CODE	(3) NSN	(4) CAGE C	(5) PART NUMBER	(6) DESCRIPTION AND USABLE ON CODE (UOC)	(7) QTY
-------------------	--------------------	------------	------------------	-----------------------	--	------------

GROUP 04

**FIG. 41 4 IN. FEMALE X 2 IN. MALE
REDUCER ASSEMBLY, 602640201SG**

1	PAOZZ	4730-00-640-6188	58536	AA59326X19	PLUG, QUICK DISCONNECT	1
2	PAOZZ	4730-01-548-2611	33813	60264020SG	REDUCER, QUICK DISCONNECT	1
3	PAOZZ	5340-01-547-9884	33813	1001120S1G	CAP, PROTECTIVE, DUST	1
4	PCOZZ	5330-00-899-4509	58536	AA59326-9	GASKET	1
5	PCOZZ	5330-00-612-2414	58536	AA59326-G6	GASKET	1
6	PAOZZ	5340-01-515-0537	39428	86805T38	HOLDER, KEY	4
7	MOOZZ	4010-01-526-4895	39428	3610T32	CHAIN, SASH	2

END OF FIGURE

FIELD MAINTENANCE
4 IN. FEMALE X 3 IN. MALE REDUCER ASSEMBLY, 602640301

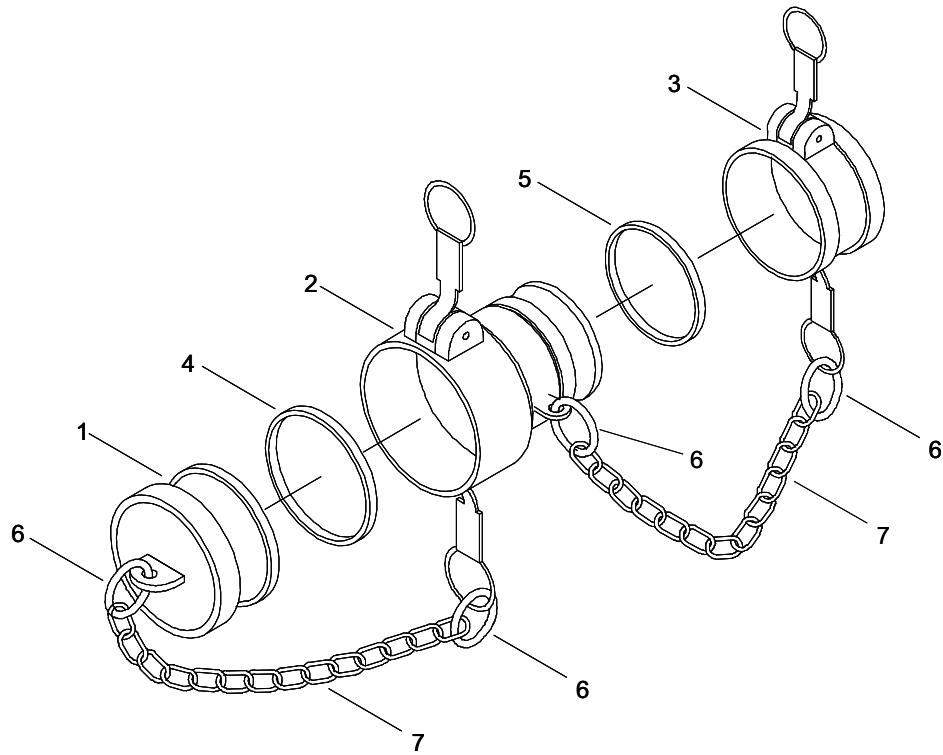


Figure 42. 4 In. Female X 3 In. Male Reducer Assembly, 602640301.

(1) ITEM NO	(2) SMR CODE	(3) NSN	(4) CAGEC	(5) PART NUMBER	(6) DESCRIPTION AND USABLE ON CODE (UOC)	(7) QTY
-------------------	--------------------	------------	--------------	-----------------------	--	------------

GROUP 04

**FIG. 42 4 IN. FEMALE X 3 IN. MALE
REDUCER ASSEMBLY, 602640301**

1	PAOZZ	4730-00-640-6188	58536	AA59326X19	PLUG, QUICK DISCONNECT	1
2	PAOZZ	4730-01-548-0892	33813	60264030SG	REDUCER, QUICK DISCONNECT	1
3	PAOZZ	4730-00-929-0787	96906	MS27028-15	CAP, QUICK DISCONNECT	1
4	PCOZZ	5330-00-899-4509	58536	AA59326-9	GASKET	1
5	PCOZZ	5330-01-138-2108	58536	AA59326-G-1	GASKET	1
6	PAOZZ	5340-01-515-0537	39428	86805T38	HOLDER, KEY	4
7	MOOZZ	4010-01-526-4895	39428	3610T32	CHAIN, SASH	2

END OF FIGURE

**FIELD MAINTENANCE
4 IN. MALE X 3 IN. FEMALE REDUCER ASSEMBLY, 602630401**

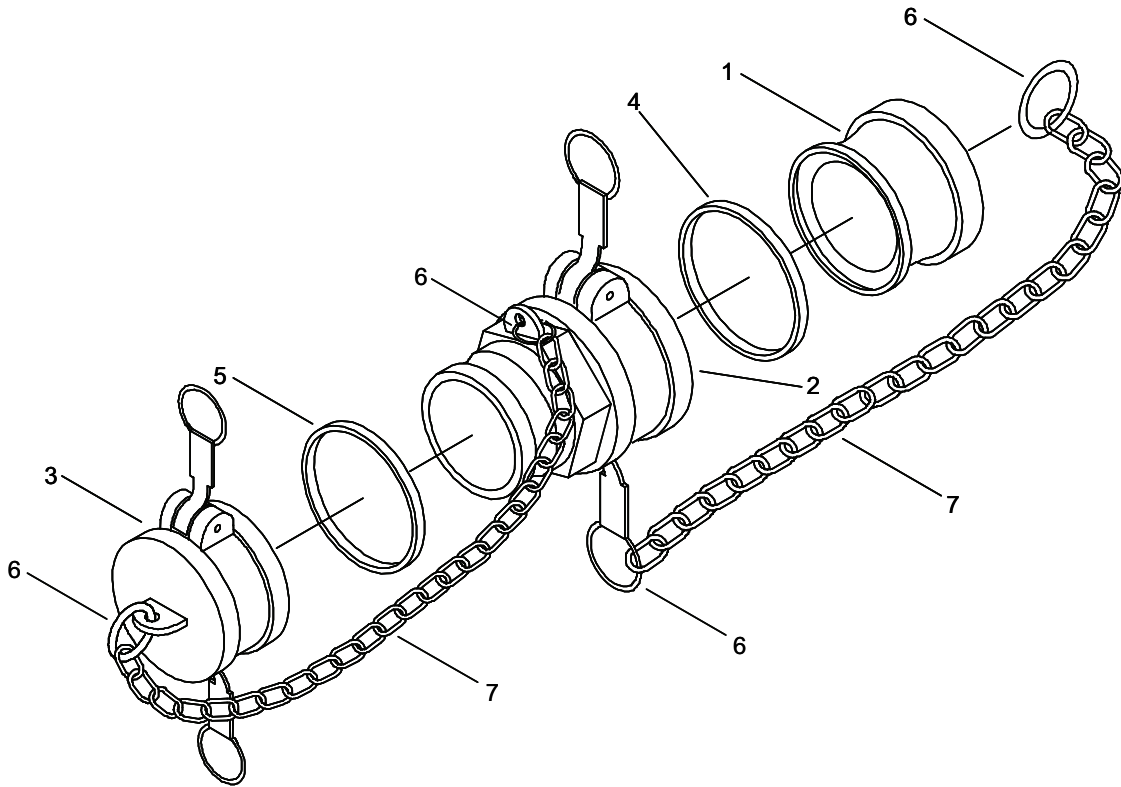


Figure 43. 4 In. Male X 3 In. Female Reducer Assembly, 602630401.

(1) ITEM NO	(2) SMR CODE	(3) NSN	(4) CAGEC	(5) PART NUMBER	(6) DESCRIPTION AND USABLE ON CODE (UOC)	(7) QTY
GROUP 04						
FIG. 43 4 IN. MALE X 3 IN. FEMALE REDUCER ASSEMBLY, 602630401						
1	PAOZZ	5340-01-544-1356	33813	1001230S1G	CAP, PROTECTIVE, DUST	1
2	PAOZZ	4730-00-951-3296	58536	AA59326X115	REDUCER, QUICK DISCONNECT	1
3	PAOZZ	4730-00-640-6156	58536	AA59326IX-9	CAP, QUICK DISCONNECT	1
4	PCOZZ	5330-00-899-4509	58536	AA59326-9	GASKET, 4 IN.	1
5	PCOZZ	5330-01-138-2108	58536	AA59326-G-1	GASKET, 3 IN.	1
6	PAOZZ	5340-01-515-0537	39428	86805T38	HOLDER, KEY	4
7	MOOZZ	4010-01-526-4895	39428	3610T32	WIRE ROPE	2

END OF FIGURE

**FIELD MAINTENANCE
REDUCER, 6 IN. FEMALE X 4 IN. MALE IN., 602660401**

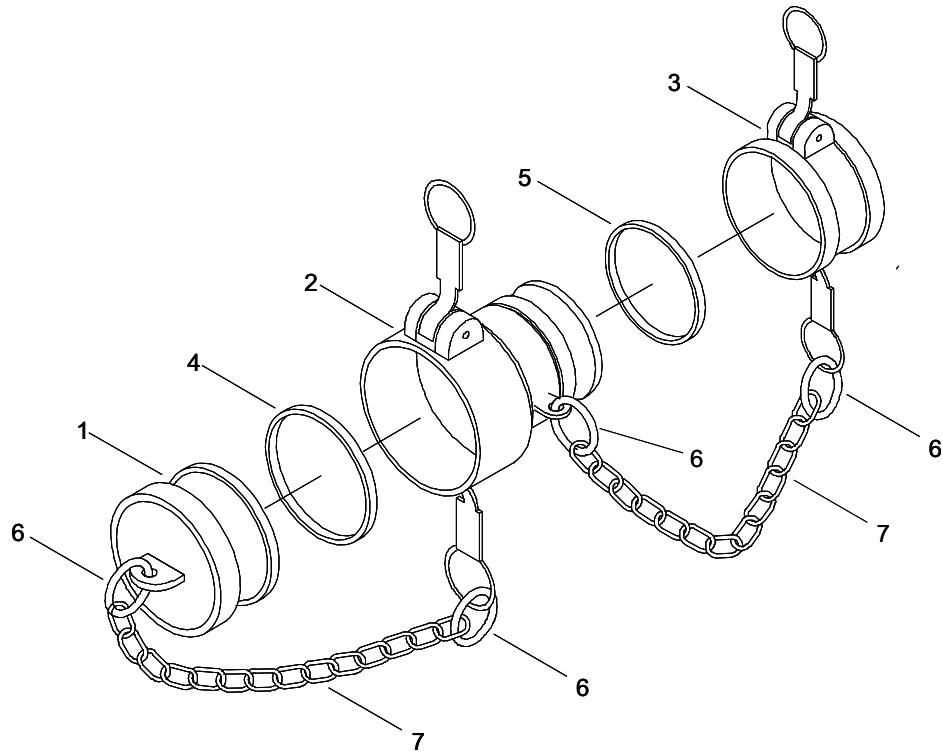
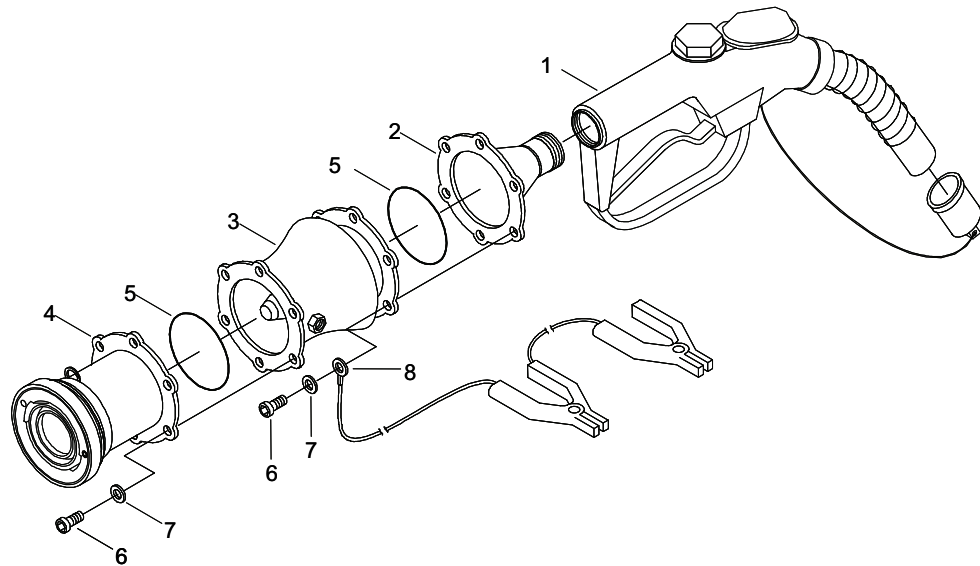


Figure 44. Reducer, 6 In. Female X 4 In. Male, 602660401.

(1) ITEM NO	(2) SMR CODE	(3) NSN	(4) CAGEC	(5) PART NUMBER	(6) DESCRIPTION AND USABLE ON CODE (UOC)	(7) QTY
GROUP 04						
FIG. 44 REDUCER, 6 IN. FEMALE X 4 IN. MALE, 602660401						
1	PAOZZ	4730-00-064-4434	58536	AA59326/11-10	PLUG, QUICK DISCONNECT	1
2	PAOOZ		33813	60266040SG	REDUCER, 6 IN. FEMALE X 4 IN. MALE	1
3	PAOZZ	4730-00-623-7537	58536	AA59326/10-9	CAP, QUICK DISCONNECT	1
4	PCOZZ		33813	5500260F	GASKET	1
5	PCOZZ		33813	5500240F	GASKET	1
6	PAOZZ	5340-01-515-0537	39428	86805T38	HOLDER, KEY	4
7	MOOZZ	4010-01-526-4895	39428	3610T32	CHAIN, SASH	2
END OF FIGURE						

**FIELD MAINTENANCE
1 IN. FUEL AND OIL SERVICING NOZZLE ASSEMBLY, 64210**



*See Figure 46 for part breakdown of part number 47534

*See Figure 47 for part breakdown of part number 47527

Figure 45. 1 In. Fuel and Oil Servicing Nozzle Assembly, 6421

(1) ITEM NO	(2) SMR CODE	(3) NSN	(4) CAGEC	(5) PART NUMBER	(6) DESCRIPTION AND USABLE ON CODE (UOC)	(7) QTY
-------------------	--------------------	------------	--------------	-----------------------	--	------------

GROUP 05

**FIG. 45 1 IN. FUEL AND OIL
SERVICING NOZZLE ASSY, 64210**

1	PAOLZ	4930-01-543-3087	0DT23	47526	NOZZLE, FUEL AND OIL	1
2	PAOZZ	4730-01-542-9669	0DT23	221669-1	ADAPTER	1
3	PAOHZ	4820-01-542-8952	0DT23	47527	REGULATOR ASSEMBLY	1
4	PAOFZ	4730-01-543-6436	0DT23	47534	COUPLING, HALF, QUICK	1
5	PCOZZ	5330-01-053-0217	0DT23	201201-151	O-RING	2
6	PAOZZ	5305-00-988-7613	80205	MS16995-49	SCREW, CAP, SOCKET HD	6
7	PAHZZ	5310-01-178-0915	86928	5710-63-30	WASHER, FLAT	6
8	PAOZZ	5999-01-544-3416	0DT23	47528	STRIP, ELECTRICAL GROUND	1

END OF FIGURE

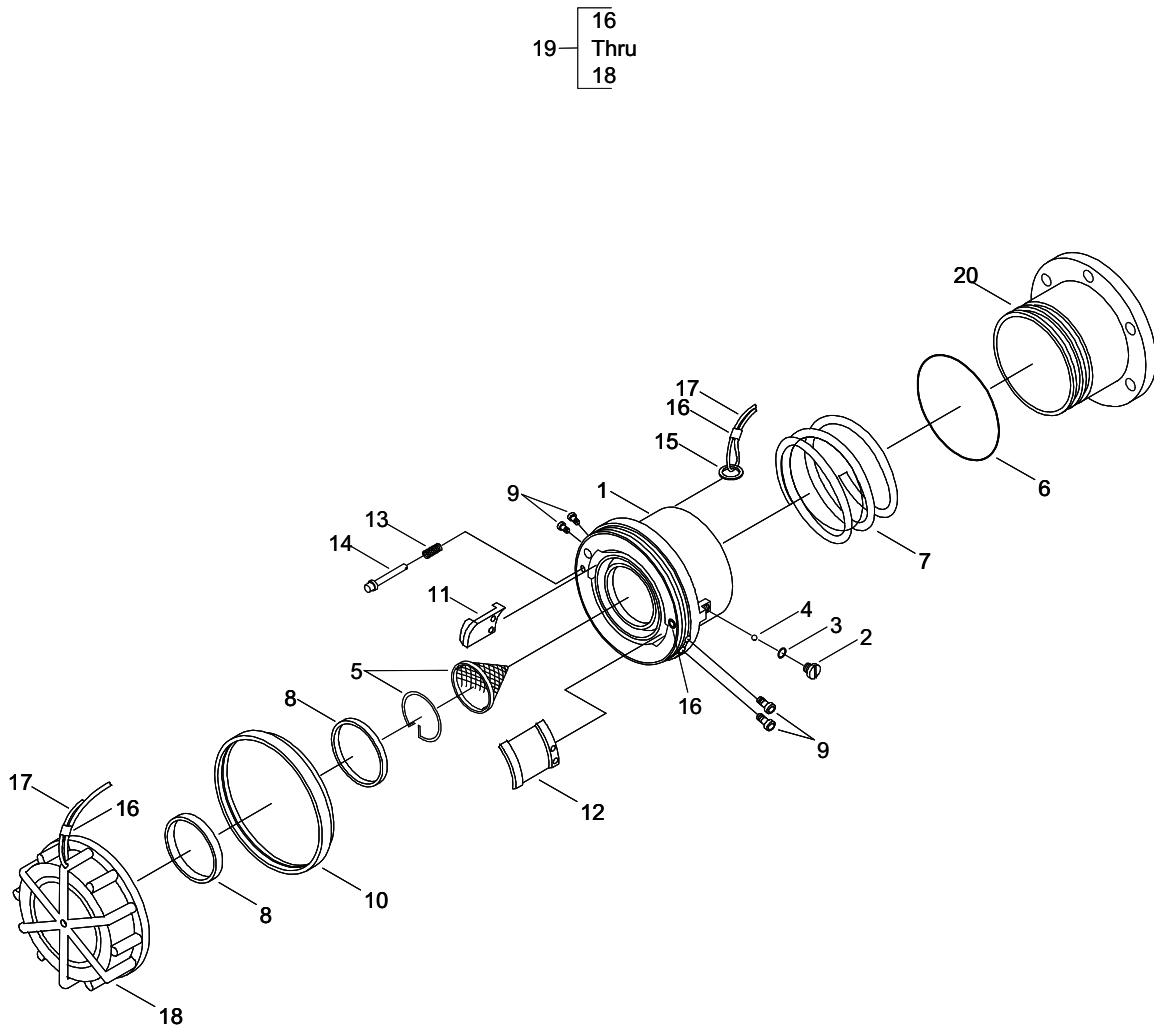


Figure 46. 2 In. Quick Disconnect Coupling Half, 47534.

(1) ITEM NO	(2) SMR CODE	(3) NSN	(4) CAGEC	(5) PART NUMBER	(6) DESCRIPTION AND USABLE ON CODE (UOC)	(7) QTY
GROUP 05						
FIG. 46 2 IN. QUICK DISCONNECT COUPLING HALF, 47534						
1	XAFZZ		0DT23	220164-1	BODY	1
2	PAOZZ	5305-00-988-1720	96906	MS35206-276	SCREW, MACHINE	1
3	PCOZZ	5331-00-248-3835	81343	MS29513-010	O-RING	1
4	PAOZZ	3110-01-504-8557	0DT23	220265	BALL, BEARING	41
5	PAOZZ	4730-01-515-3531	0DT23	47115-100	STRAINER, ELEMENT	1
6	PCOZZ	5331-00-260-9338	81343	MS29513-227	O-RING	1
7	PAOZZ	5360-01-499-7195	0DT23	220330	SPRING, HELICAL, COMP	1
8	PCOZZ	5330-01-433-9203	0DT23	220146	SEAL, PLAIN	2
9	PAOZZ		96906	MS16998-20L	SCREW, CAP, SOCKET HD	4
10	PAOZZ	2510-01-456-7850	0DT23	220161	CAP, BUMPER	1
11	PAOZZ	4820-01-503-0710	0DT23	220159-1	LUG, LONG	1
12	PAOZZ	4820-01-504-8923	0DT23	220159-2	LUG, SHORT	1
13	PAOZZ	5360-01-490-5798	0DT23	220301	SPRING, HELICAL, COMP	1
14	PAOZZ	5315-01-490-5799	0DT23	220148	PIN, STRAIGHT, HEADED	1
15	PAOZZ	5365-01-543-6028	0DT23	8K1	RING, CONNECTING, ROUND	1
16	PAOZZ	4030-00-431-5537	30003	2842687	SWAGING SLEEVE, WIRE	1
17	PAOZZ	4010-01-461-0033	0DT23	220201-1-18	WIRE ROPE ASSEMBLY	1
18	PAOZZ	4730-01-543-9501	0DT23	220162	CAP, QUICK DISCONNECT	1
19	PAOZZ	2910-01-456-2273	0DT23	47062	CAP, DUST	1
20	PAOZZ		0DT23	221686	ADAPTER, STRAIGHT	1

END OF FIGURE

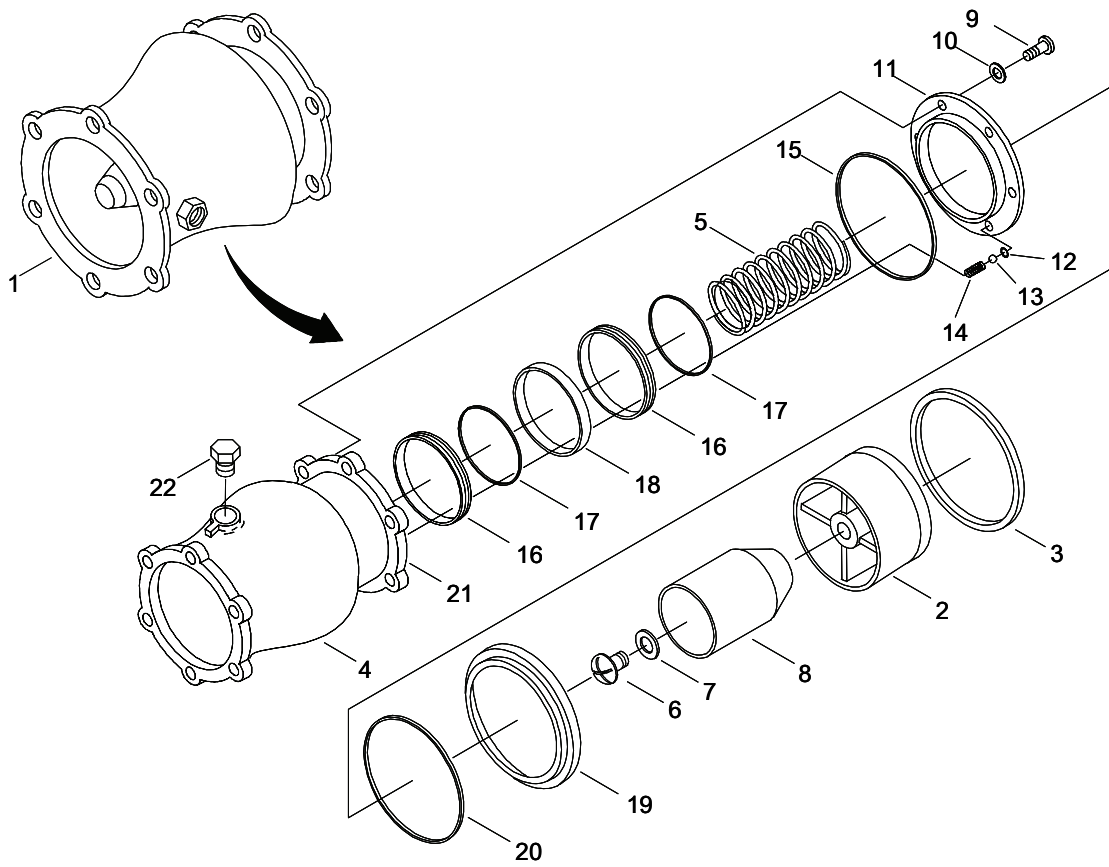
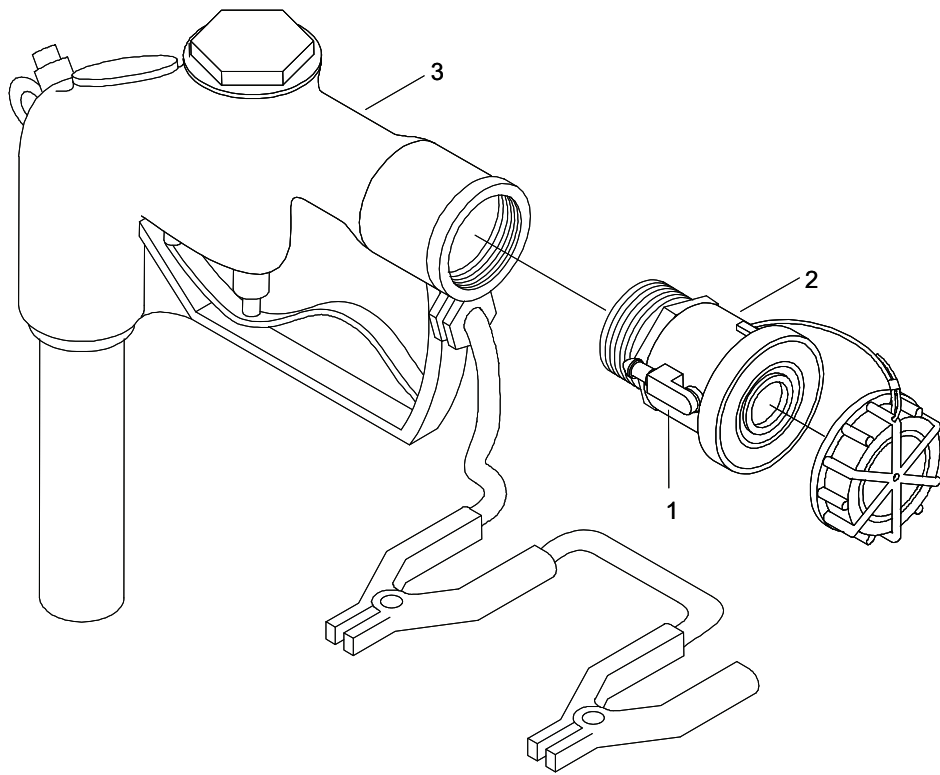


Figure 47. Regulator Assembly, 47527.

(1) ITEM NO	(2) SMR CODE	(3) NSN	(4) CAGEC	(5) PART NUMBER	(6) DESCRIPTION AND USABLE ON CODE (UOC)	(7) QTY
GROUP 05						
FIG. 47 REGULATOR ASSEMBLY, 47527						
1	PAOHZ	4820-01-542-8952	0DT23	47527	REGULATOR ASSEMBLY	1
2	PAHZZ	4930-01-053-0190	0DT23	23889	PISTON, OUTER	1
3	PAHZZ	5325-01-543-7032	80756	RRT-268-S	RING, RETAINING	1
4	PAHZZ		0DT23	47530	HOUSING ASSEMBLY	1
5	PAHZZ	5360-01-547-5836	56988	10626	SPRING, HELICAL, COMP	1
6	PAHZZ	5305-01-543-2394	0DT23	LP526C1024 R8	SCREW, MACHINE	1
7	PCOZZ	5330-01-368-3629	83259	600-0101-10	SEAL, PLAIN	1
8	PAHZZ	4930-01-053-0185	0DT23	24096	INNER, PISTON	1
9	PAOZZ	5305-00-983-7613	80205	MS16995-49	SCREW, CAP, SOCKET	6
10	PAOZZ	5310-01-053-0915	86928	5710-63-30	WASHER, FLAT	6
11	PAHZZ	4930-01-053-0189	0DT23	23890	SEAL, RETAINER	1
12	PCOZZ	5331-01-543-5080	0DT23	220724-007	O-RING	1
13	PAHZZ	3110-00-965-8485	96906	MS19060- 1012	BALL, BEARING	1
14	PAHZZ	5360-01-338-0240	0DT23	210189	SPRING, HELICAL, COMP	1
15	PCOZZ	5331-00-291-3273	81343	MS29513-229	O-RING	1
16	PCOZZ	5330-01-053-0221	0DT23	24085	SEAL	2
17	PCOZZ	5331-00-265-1076	81343	MS29513-126	O-RING	2
18	PAHZZ	5365-01-053-0186	0DT23	24059	SPACER, SEAL	1
19	PAHZZ	4930-01-053-0187	0DT23	23893	RING, OUTER PISTON	1
20	PCOZZ	5331-00-291-4588	81343	MS29513-147	O-RING	1
21	PAHZZ	4930-01-307-2721	86090	40427	BREATHING ASSEMBLY	1
22	PAHZZ	5305-01-543-1175	0DT23	LP515-8R7	SCREW, MACHINE	1

END OF FIGURE

FIELD MAINTENANCE
1.5 IN. NOZZLE ASSEMBLY, 64199



*See Figure 49 for parts breakdown of part number 64020H

Figure 48. 1.5 In. Nozzle Assembly, 64199.

(1) ITEM NO	(2) SMR CODE	(3) NSN	(4) CAGEC	(5) PART NUMBER	(6) DESCRIPTION AND USABLE ON CODE (UOC)	(7) QTY
-------------------	--------------------	------------	--------------	-----------------------	--	------------

GROUP 05

FIG. 48 1.5 IN. NOZZLE ASSEMBLY,
64199

1	PAOZZ	4930-01-543-5116	0DT23	47453	NOZZLE, FUEL AND OIL	1
2	PAOZZ	4730-01-543-5641	0DT23	64020H	COUPLING, HALF, QUICK	1
3	PAOZZ	4730-01-543-7831	0DT23	220130-1	NIPPLE, HOSE	1

END OF FIGURE

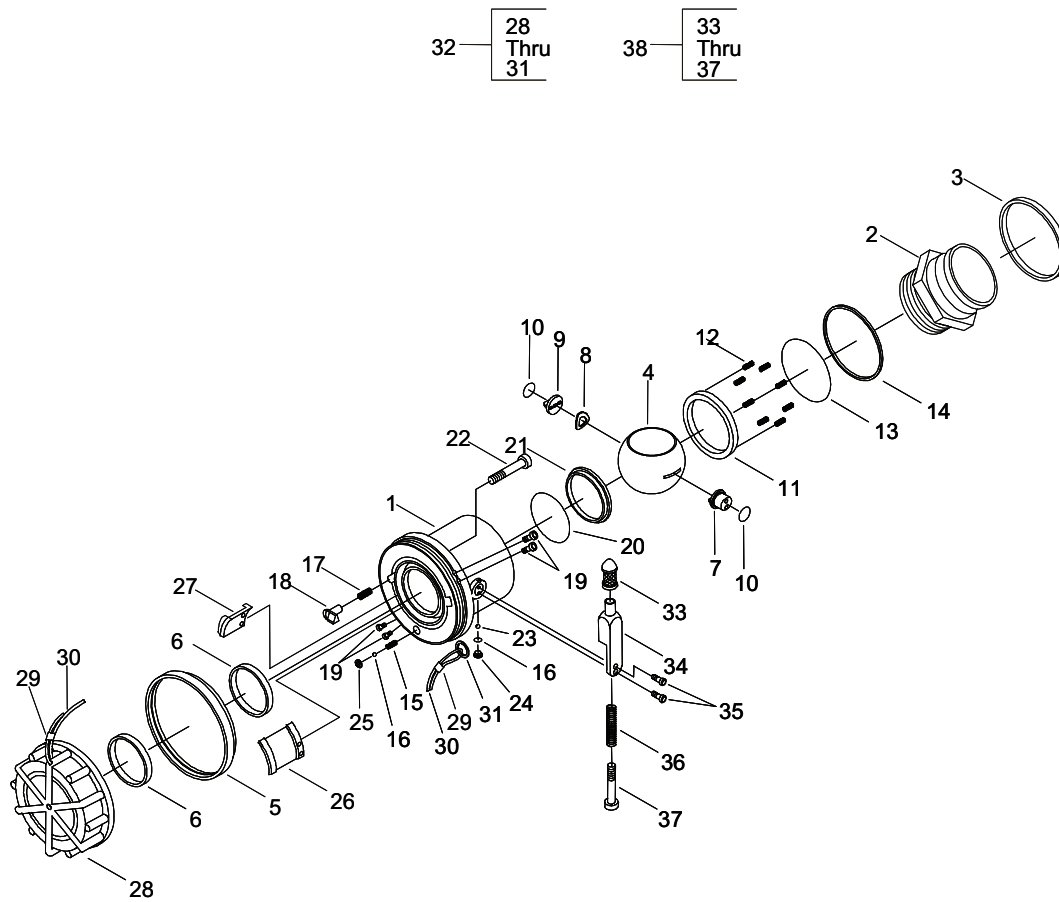


Figure 49. 2 In. Male Quick Disconnect x 2 In. Valved Dry-Break Adapter Assembly, 64020H.

(1) ITEM NO	(2) SMR CODE	(3) NSN	(4) CAGEC	(5) PART NUMBER	(6) DESCRIPTION AND USABLE ON CODE (UOC)	(7) QTY
GROUP 05						
FIG. 49 2 IN. MALE QUICK DISCONNECT X 2 IN. VALVED DRY- BREAK ADAPTER ASSY, 64020H						
1	XAFZZ		0DT23	220163-3	BODY	1
2	PAOZZ	4730-01-543-6962	0DT23	220124-1	COUPLING, PIPE	1
3	PAOZZ	4730-01-543-4936	0DT23	GF27028-11- TN	CAP, QUICK DISCONNECT	1
4	PAOZZ	4810-01-456-7622	0DT23	220152	BALL, VALVE, PORTED	1
5	PAOZZ	2510-01-456-7850	0DT23	220161	CAP, BUMPER	1
6	PAOZZ	5330-01-433-9203	0DT23	220146	SEAL, PLAIN	2
7	PAOZZ	2815-01-456-7605	81343	220154	SHAFT, CONTROL ASSY	1
8	PAOZZ	5310-00-605-3789	0DT23	W0367-006-S	WASHER, SPRING TENSION	1
9	PAOZZ	5315-01-457-3252	0DT23	220150	PIN, QUICK RELEASE	1
10	PAOZZ	5331-00-248-3840	81343	MS29513-014	O-RING	2
11	PAOZZ	5330-01-456-9662	0DT23	220157	SEAL, PLAIN	1
12	PAOZZ	5360-01-461-5852	0DT23	220153	SPRING, HELICAL, COMP	8
13	PAOZZ	5331-00-291-7384	81343	MS29513-133	O-RING	1
14	PAOZZ	5331-00-291-7337	81343	MS29513-228	O-RING	1
15	PAOZZ	5360-01-466-5850	0DT23	220335	SPRING, HELICAL, COMP	1
16	PAOZZ	3110-01-504-8557	0DT23	220265	BALL, BEARING	42
17	PAOZZ	5360-01-454-1830	0DT23	220149	SPRING, HELICAL, COMP	1
18	PAOZZ	5315-01-457-2803	0DT23	220151	PIN, QUICK RELEASE	1
19	PAOZZ	5305-01-191-4578	96906	MS16997-20L	SCREW, CAP, SOCKET HD	4
20	PAOZZ	5331-00-481-9987	81343	MS29513-032	O-RING	1
21	PAOZZ	5330-01-543-5609	0DT23	221284	SEAL, PLAIN	1
22	PAOZZ	5305-01-456-1139	96906	MS16997-24L	SCREW, CAP, SOCKET HD	1
23	PAOZZ	5331-00-248-3835	81343	MS29513-010	O-RING	1
24	PAOZZ	5305-00-988-1720	0DT23	GF35206-276	SCREW, MACHINE	1
25	PAOZZ	4820-01-504-8924	0DT23	220334	SEAT, VALVE	1
26	PAOZZ	4820-01-504-8923	0DT23	220159-2	LUG, SHORT	1
27	PAOZZ	4820-01-503-0710	0DT23	220159-1	LUG, LONG	1
28	PAOZZ	4730-01-543-9501	0DT23	220162	CAP, QUICK DISCONNECT	1
29	PAOZZ	4030-00-431-5537	0DT23	28-2-G	SWAGING SLEEVE, WIRE	1
30	PAOZZ	4010-01-543-6609	0DT23	82499-1800	WIRE, ROPE	1
31	PAOZZ	5365-01-490-5797	0DT23	220482	RING, CONNECTING, ROUND	1
32	PAOZZ	2910-01-456-2273	0DT23	47062	CAP, DUST	2
33	PAOZZ	5355-01-543-4100	0DT23	220142	KNOB	1
34	PAOZZ	5340-01-543-4528	0DT23	220147	LEVER, MANUAL CONTROL	1
35	PAOZZ	5305-01-543-4523	0DT23	PL24693C50	SCREW, MACHINE	2
36	PAOZZ	5360-01-543-6716	0DT23	220145	SPRING, HELICAL, COMP	1
37	PAOZZ	5305-01-543-6710	0DT23	220204	SCREW, MACHINE	1
38	PAFFZ	5340-01-458-8470	0DT23	47085	HANDLE, MANUAL CONTROL	1
39	PAOZZ	5330-00-612-2414	0DT23	AAS9326-G6	GASKET	1

END OF FIGURE

FIELD MAINTENANCE
D-1 NOZZLE ASSEMBLY, 64201CGH2KQ

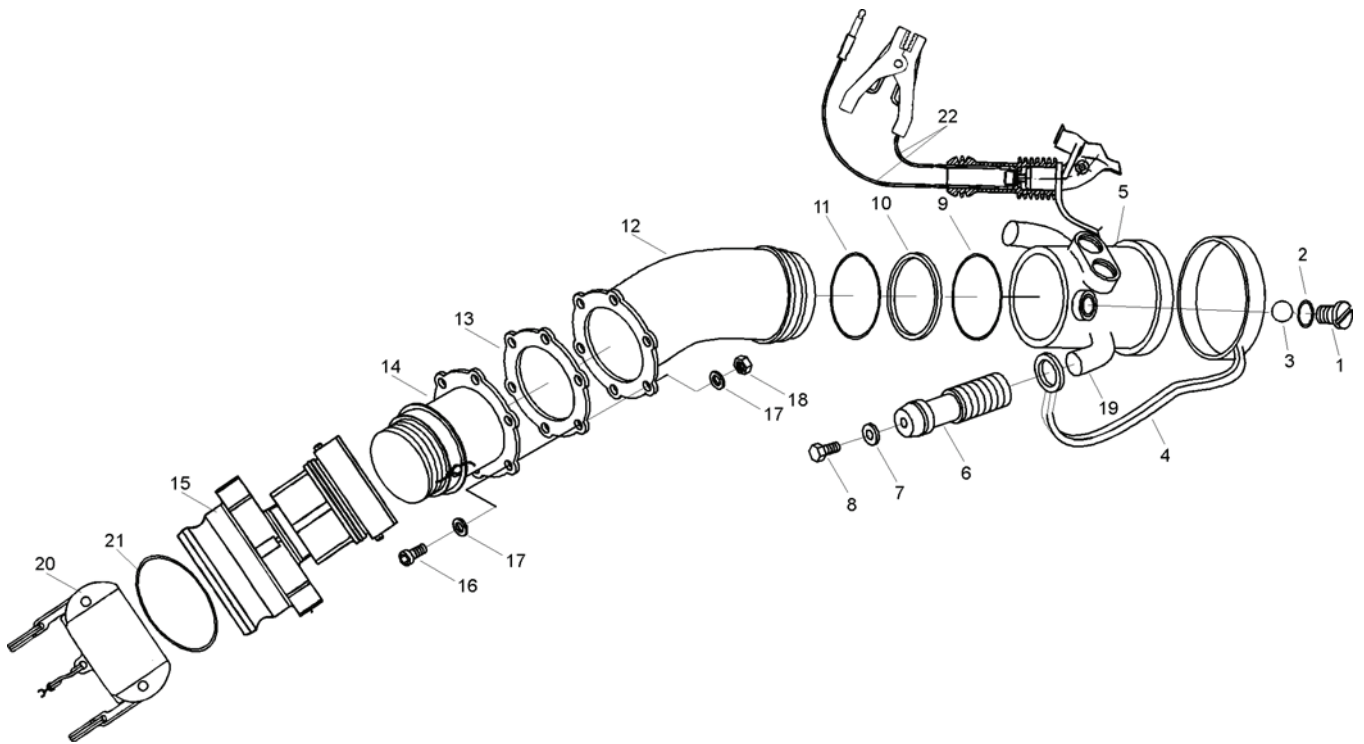


Figure 50. D1 Nozzle Assembly, 64201CGH2KQ.

(1) ITEM NO	(2) SMR CODE	(3) NSN	(4) CAGEC	(5) PART NUMBER	(6) DESCRIPTION AND USABLE ON CODE (UOC)	(7) QTY
GROUP 05						
FIG. 50 D1 NOZZLE ASSEMBLY, 64201CGH2KQ						
1	PAOZZ	5305-01-459-4210	0DT23	220484	SCREW	1
2	PCOZZ	5331-00-263-8011	96906	MS29512-03	O-RING	1
3	PAOZZ	3110-01-247-1056	0DT23	221075	BALL	1
4	PAOZZ	5340-01-543-4075	0DT23	221026	COVER, DUST	1
5	PAOZZ		0DT23	220999	BUMPER	1
6	PAOZZ	5340-01-543-6501	0DT23	221020-1	GRIP, HANDLE	2
7	PAOZZ		0DT23	GF960-616	WASHER, FLAT	2
8	PAOZZ		0DT23	GF16997-97L	SCREW	2
9	PCOZZ	5331-01-007-4899	81349	M25988/1-235	PACKING, O-RING	1
10	PCOZZ	5331-01-247-1080	0DT23	207807	SEAL, PLAIN	1
11	PCOZZ	5331-01-244-2274	81349	M29588/1-040	PACKING, O-RING	1
12	PAOZZ	4730-01-265-3145	0DT23	44327	ELBOW, INLET	1
13	PCOZZ	5330-01-197-8407	96906	MS27194-40	GASKET	1
14	PAOZZ	4730-01-413-5995	0DT23	43045-1	ADAPTER	1
15	PAOZZ	4730-01-544-3270	0DT23	47524	MALE, CAMLOCK INLET	1
16	PAOZZ	5306-00-021-3912	96906	MS35308-336	BOLT, MACHINE	6
17	PAOZZ	5310-00-167-0803	88044	AN96OC516	WASHER, FLAT	12
18	PAOZZ	5310-00-020-3260	96906	MS21083C5	NUT, SELF- LOCKING	6
19	PAOZZ		0DT23	47367	BODY ASSEMBLY	1
20	PAOZZ	4730-01-543-4936	0DT23	GF27029-11-TN	CAP, CAMLOCK	1
21	PCOZZ	5330-00-899-4509	58536	AA5932-9	GASKET	1
22	PAOZZ	4010-01-544-5284	0DT23	47449	GROUNDING CABLE ASSY	1
	PAOZZ	4730-01-445-3444	0DT23	44373-100	SCREEN (NOT SHOWN)	1

END OF FIGURE

**FIELD MAINTENANCE
D-1 NOZZLE ASSEMBLY, 64201CGH2MQ**

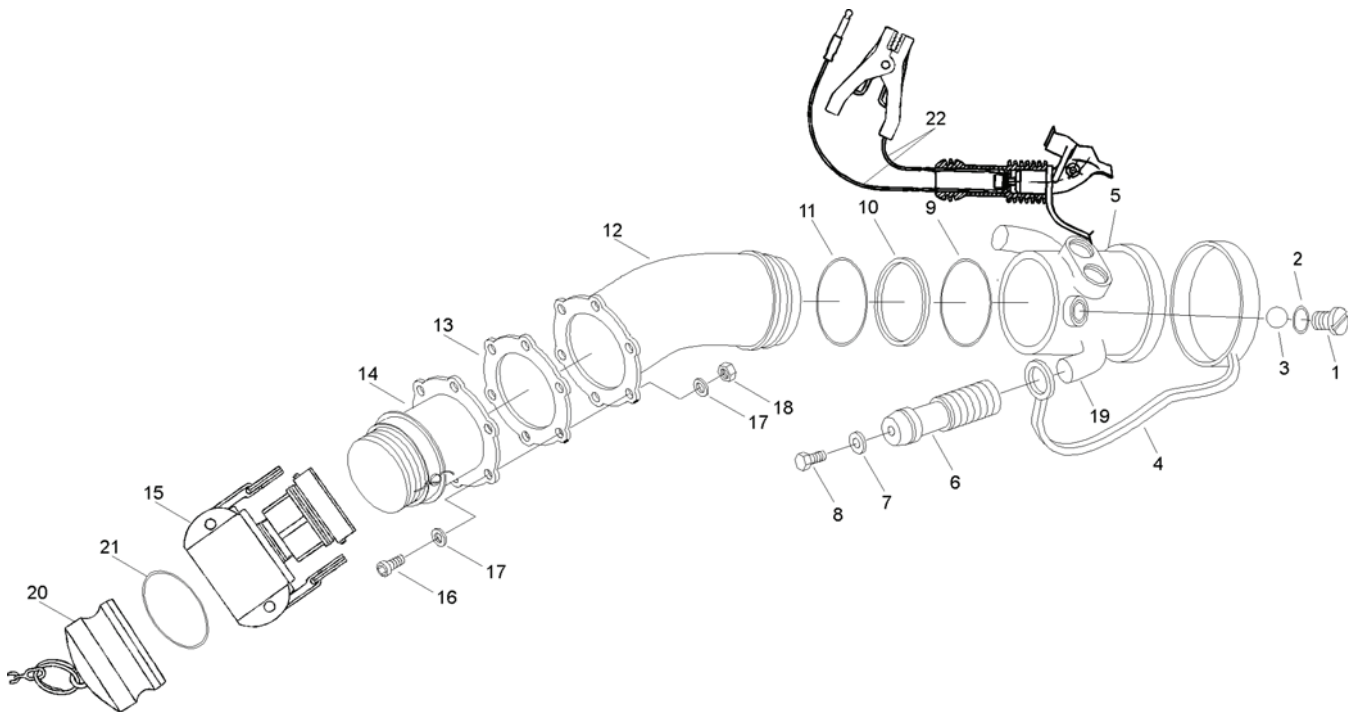


Figure 51. D1 Nozzle Assembly, 64201CGH2MQ.

(1) ITEM NO	(2) SMR CODE	(3) NSN	(4) CAGEC	(5) PART NUMBER	(6) DESCRIPTION AND USABLE ON CODE (UOC)	(7) QTY
GROUP 05						
FIG. 51 D1 NOZZLE ASSEMBLY, 64201CGH2MQ						
1	PAOZZ	5305-01-459-4210	0DT23	220484	SCREW	1
2	PCOZZ	5331-00-263-8011	96906	MS29512-03	O-RING	1
3	PAOZZ	3110-01-247-1056	0DT23	221075	BALL	1
4	PAOZZ	5340-01-543-4075	0DT23	221026	COVER, DUST	1
5	PAOZZ		0DT23	220999	BUMPER	1
6	PAOZZ	5340-01-543-6501	0DT23	221020-1	GRIP, HANDLE	2
7	PAOZZ		0DT23	GF960C616	WASHER, FLAT	2
8	PAOZZ		0DT23	GF16997-97L	SCREW	2
9	PCOZZ	5331-01-007-4899	81349	M25988/1-235	PACKING, O-RING	1
10	PCOZZ	5331-01-247-1080	0DT23	207807	SEAL, PLAIN	1
11	PCOZZ	5331-01-244-2274	81349	M29588/1-040	PACKING, O-RING	1
12	PAOZZ	4730-01-265-3145	86090	44327	ELBOW, INLET	1
13	PAOZZ	5330-01-197-8407	96906	MS27194-40	GASKET	1
14	PCOZZ	4730-01-413-5995	0DT23	43045-1	ADAPTER	1
15	PAOZZ	4730-01-543-4107	0DT23	47525	INLET, DISCONNECT	1
16	PAOZZ	5306-00-021-3912	80205	MS35308-334	BOLT, MACHINE	6
17	PAOZZ	5310-00-167-0803	80205	AN960C516	WASHER, FLAT	12
18	PAOZZ	5310-00-020-3260	80205	MS21083C5	NUT, SELF- LOCKING	6
19	PAOZZ		0DT23	47367	BODY ASSEMBLY	1
20	PAOZZ	4730-01-543-6041	0DT23	GF27028-17-TN	CAP, DUST	1
21	PCOZZ	5330-00-899-4509	58536	AA5932-9	GASKET	1
22	PAOZZ	4010-01-544-5284	0DT23	47449	GROUNDING CABLE ASSY	1

END OF FIGURE

FIELD MAINTENANCE
NOZZLE ASSEMBLY, D-1, WITH 2 IN. UNISEX COUPLING, 64201CF4GHX

(1) ITEM NO	(2) SMR CODE	(3) NSN	(4) CAGEC	(5) PART NUMBER	(6) DESCRIPTION AND USABLE ON CODE (UOC)	(7) QTY
GROUP 05						
FIG. 52 D-1 NOZZLE ASSEMBLY WITH 2 IN. UNISEX COUPLING, 64201CF4GHX						
1	PAOZZ	5305-01-459-4210	0DT23	220484	SCREW	1
2	PCOZZ	5331-00-263-8011	96906	MS29512-03	O-RING	1
3	PAOZZ	3110-01-247-1056	0DT23	221075	BALL	1
4	PAOZZ	5340-01-543-4075	0DT23	221026	COVER, DUST	1
5	PAOZZ		0DT23	220999	BUMPER	1
6	PAOZZ	5340-01-543-6501	0DT23	221020-1	GRIP, HANDLE	2
7	PAOZZ		0DT23	GF960C616	WASHER, FLAT	2
8	PAOZZ		0DT23	GF16997-97L	SCREW	2
9	PCOZZ	5331-01-007-4899	81349	M25988/1-235	PACKING, O-RING	1
10	PCOZZ	5331-01-247-1080	0DT23	207807	SEAL, PLAIN	1
11	PCOZZ	5331-01-244-2274	81349	M29588/1-040	PACKING, O-RING	1
12	PAOZZ	4730-01-265-3145	0DT23	44327	ELBOW, INLET	1
13	PCOZZ	5330-01-197-8407	96906	MS27194-40	GASKET	1
14	PAOHZ	4820-01-337-9238	0DT23	44646-55	REGULATOR	1
15	PAFZZ	4730-01-491-5667	0DT23	64019N	UNISEX COUPLING, NO VALVE	1
16	PAOZZ	5306-00-021-3912	96906	MS35308-336	BOLT, MACHINE	6
17	PAOZZ	5310-00-167-0803	88044	AN960C516	WASHER, FLAT	12
18	PAOZZ	5310-00-020-3260	96906	MS21083C5	NUT, SELF- LOCKING	6
19	PAOZZ		0DT23	47367	BODY ASSEMBLY	1
20	PAOZZ	4010-01-544-5284	0DT23	47449	GROUNDING CABLE ASSY	1
21	PAOZZ	4730-01-308-7247	0DT23	41767-100	STRAINER (NOT SHOWN)	1

END OF FIGURE

(1) ITEM NO	(2) SMR CODE	(3) NSN	(4) CAGEC	(5) PART NUMBER	(6) DESCRIPTION AND USABLE ON CODE (UOC)	(7) QTY
GROUP 05						
FIG. 52a 2 IN. UNISEX COUPLING, 64019N						
1	XAOZZ		0DT23	220164-1	BODY	1
2	PAOZZ	5305-00-988-1720	53711	MS35206-276	SCREW	1
3	PCOZZ	5331-00-248-3835	81343	MS29513-010	O-RING	1
4	PAOZZ	3110-01-247-1056	0DT23	220265	BALL	41
5	PAOZZ	5305-01-191-4578	0DT23	MS16997-20L	SCREW, SELF LOCKING	4
6	PAOZZ	5360-01-490-5798	0DT23	220301	SPRING	1
7	PAOZZ	5315-01-490-5798	0DT23	220148	PIN, LOCKOUT	1
8	PAOZZ	5315-01-490-5799	0DT23	220159-1	LUG, LONG	1
9	PAOZZ	4820-01-503-0710	0DT23	220159-2	LUG, SHORT	1
10	PAOZZ	4820-01-515-3531	86090	47115-100	SCREEN ASSEMBLY, 100 MESH	1
11	PCOZZ	5330-01-433-9203	0DT23	220146	SEAL	2
12	PAOZZ	2510-01-456-7850	0DT23	220161	BUMPER CAP	1
13	PAOZZ	5360-01-499-4195	0DT23	220330	SPRING	1
14	PCOZZ	5330-01-189-7515	0DT23	MS29513-228	O-RING	1
15	PAOZZ		0DT23	220174-1	INLET, D-1 FLANGE	1
16	PCOZZ	5330-01-053-0217	0DT23	201201-151	O-RING	1
17	PAOZZ	5306-00-021-3912	96906	MS35308-334	SCREW	6
18	PAOZZ	5310-00-162-0803	88044	AN960C516	WASHER, FLAT	12
19	PAOZZ	5310-00-020-3260	96906	MS21083C5	NUT, SELF LOCKING	6
20	PAFZZ	4030-00-431-5537	0DT23	28-2-G	SLEEVE, SWAG	2
21	PAOZZ	4010-01-461-0033	0DT23	220201-1-18	WIRE, ROPE	1
22	PAOZZ	4730-01-543-9501	0DT23	220162	CAP	1
23	PAOZZ	5342-00-533-1720	60808	8K1	RING	1

END OF FIGURE

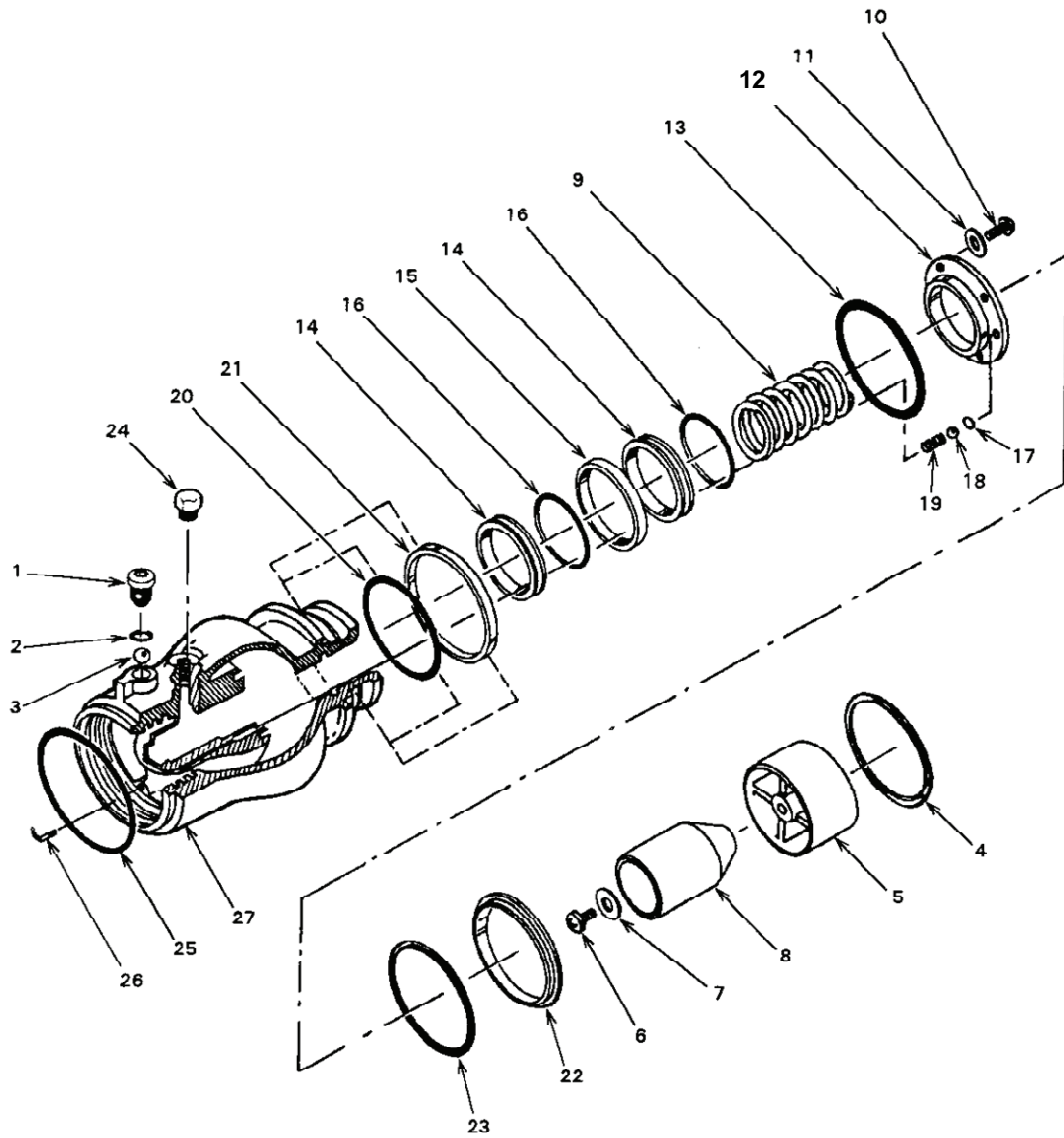
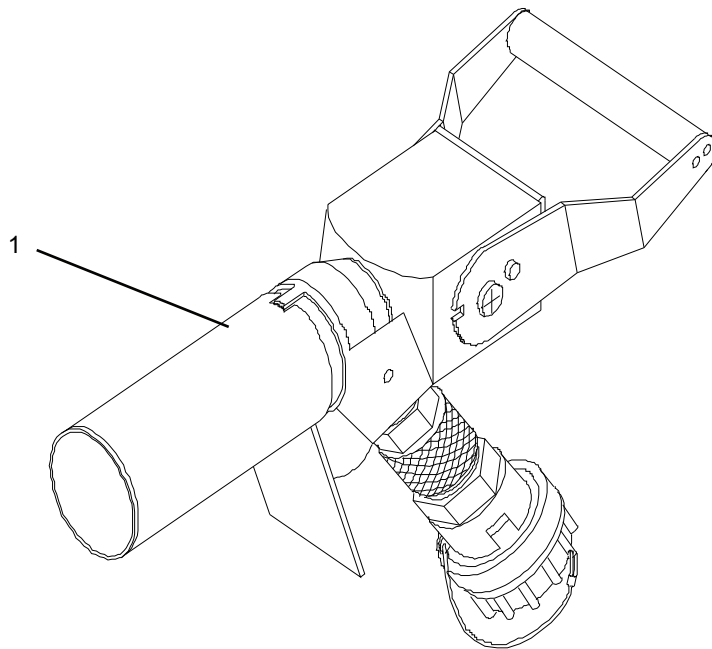


Figure 52b. Hose End Regulator, 44646-55.

(1) ITEM NO	(2) SMR CODE	(3) NSN	(4) CAGEC	(5) PART NUMBER	(6) DESCRIPTION AND USABLE ON CODE (UOC)	(7) QTY
GROUP 05						
FIG. 52b HOSE END REGULATOR, 44646-55						
1	XAOZZ	5305-01-459-4210	0DT23	220484	SCREW, CAP	1
2	PCOZZ	5331-00-263-8011	96906	MS29512-03	O-RING	1
3	XDOZZ	3110-01-247-1056	0DT23	82123	BEARING, BALL	39
4	PAOZZ	5325-00-613-8997	80756	RRT-268-S	RING, RETAINING	1
5	PAOZZ	4930-01-053-0190	0DT23	23889	PISTON, OUTER	1
6	PAOZZ	5305-01-543-2394	0DT23	LP526C1024 RB	SCREW	1
7	PAOZZ	5330-00-603-0195	0DT23	600-001-10	PACKING WITH RETAINER	1
8	PAOZZ	4930-01-053-0185	0DT23	24096	PISTON, INNER	1
9	PAOZZ		0DT23	28443	SPRING	1
10	PAOZZ	5307-01-543-1175	0DT23	LP515-8R7	SCREW	4
11	PAOZZ		88044	AN960-B	WASHER	4
12	PAOZZ	4930-01-053-0189	0DT23	23890	SEAL, RETAINING	1
13	PCOZZ		0DT23	220724-229	O-RING	1
14	PCOZZ	5330-01-053-0221	0DT23	24085	SEAL	2
15	PAOZZ	5365-01-053-0186	0DT23	24059	SPACER, SEAL	1
16	PCOZZ	5331-00-265-1076	81343	MS29513- 126	O-RING	2
17	PCOZZ	5331-01-543-5080	0DT23	220724-007	O-RING	1
18	PAOZZ	3110-00-965-8585	96906	MS19060- 1012	BALL	1
19	PAOZZ	5360-01-338-0240	0DT23	210189	SPRING	1
20	PCOZZ	5331-01-244-2274	81349	M25988/1- 040	O-RING	1
21	PCOZZ	5330-01-247-1080	0DT23	207807	SEAL	1
22	PAOZZ	4930-01-053-0187	0DT23	23893	SEAL, OUTER PISTON	1
23	PCOZZ	5331-00-531-4588	81343	MS29513- 147	O-RING	1
24	PAOZZ	4930-01-307-2721	0DT23	40427	BREATHING ASSEMBLY	1
25	PCOZZ	5331-01-007-4899	81349	M25988/1- 235	O-RING	1
26	PAOZZ	5360-01-246-2501	0DT23	209853	SPRING, HELICAL	1
27	PAOZZ		0DT23	209793	HOUSING	1

END OF FIGURE

**FIELD MAINTENANCE
NOZZLE, CLOSED CIRCUIT REFUELING, 64017B**



* For the Parts Break-down, refer to TM 10-4930-248-13&P, Closed-Circuit Refueling Nozzle Assembly

Figure 53. Nozzle, Closed-Circuit Refueling, 64017B.

(1) ITEM NO	(2) SMR CODE	(3) NSN	(4) CAGEC	(5) PART NUMBER	(6) DESCRIPTION AND USABLE ON CODE (UOC)	(7) QTY
-------------------	--------------------	------------	--------------	-----------------------	--	------------

GROUP 05

**FIG. 53 NOZZLE, CLOSED-CIRCUIT
REFUELING, 64017B**

1	PAOKF	4930-01-383-9467	0DT23	64017B	NOZZLE, CLOSED-CIRCUIT REFUELING	2
---	-------	------------------	-------	--------	-------------------------------------	---

END OF FIGURE

**FIELD MAINTENANCE
STAND ASSEMBLY, NOZZLE AND VALVE, 78047-100**

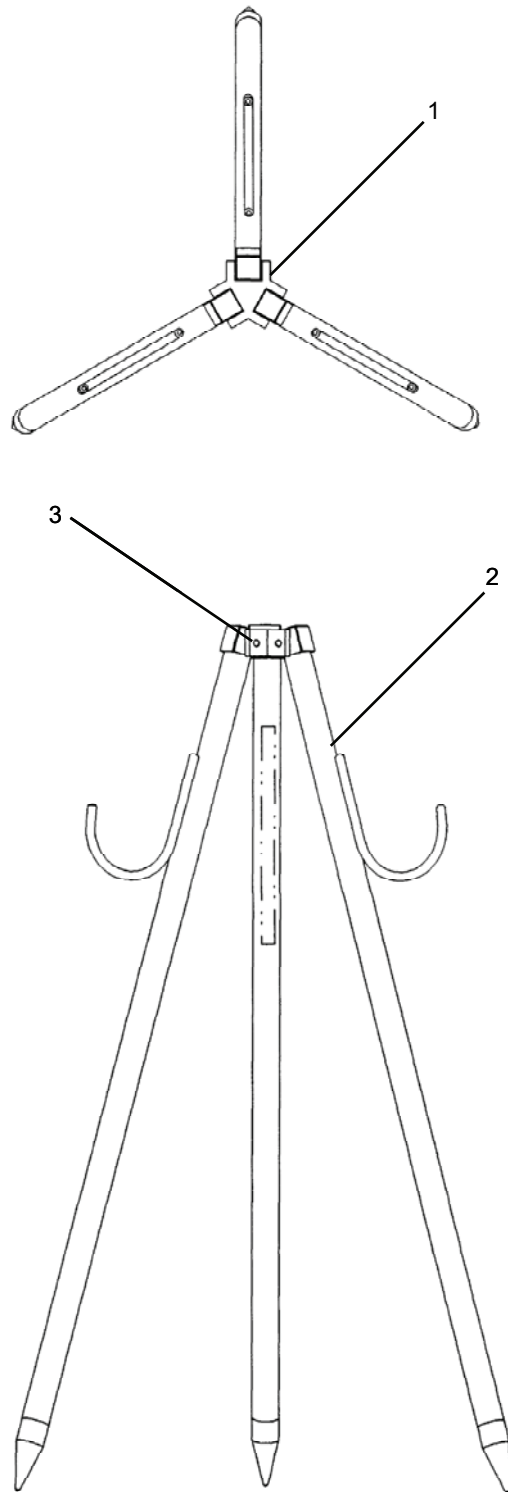


Figure 54. Stand Assembly, Nozzle and Valve, 78047-100.

(1) ITEM NO	(2) SMR CODE	(3) NSN	(4) CAGEC	(5) PART NUMBER	(6) DESCRIPTION AND USABLE ON CODE (UOC)	(7) QTY
-------------------	--------------------	------------	--------------	-----------------------	--	------------

GROUP 05

FIG. 54 STAND ASSEMBLY, NOZZLE
AND VALVE, 78047-100

1	PAOZZ	5340-01-543-5649	90598	78067-1	CAP BLOCK SUPPORT LEG	1
2	PAOZZ	4930-01-544-2277	90598	78065-100	SUPPORT LEG WELDMENT	3
3	PAOZZ	5315-01-543-2901	3A054	98380A630	PIN, 0.375 X 2.50L	3

END OF FIGURE

**FIELD MAINTENANCE
FLOW-METER, INLINE ASSEMBLY 6 IN., LD02021-006**

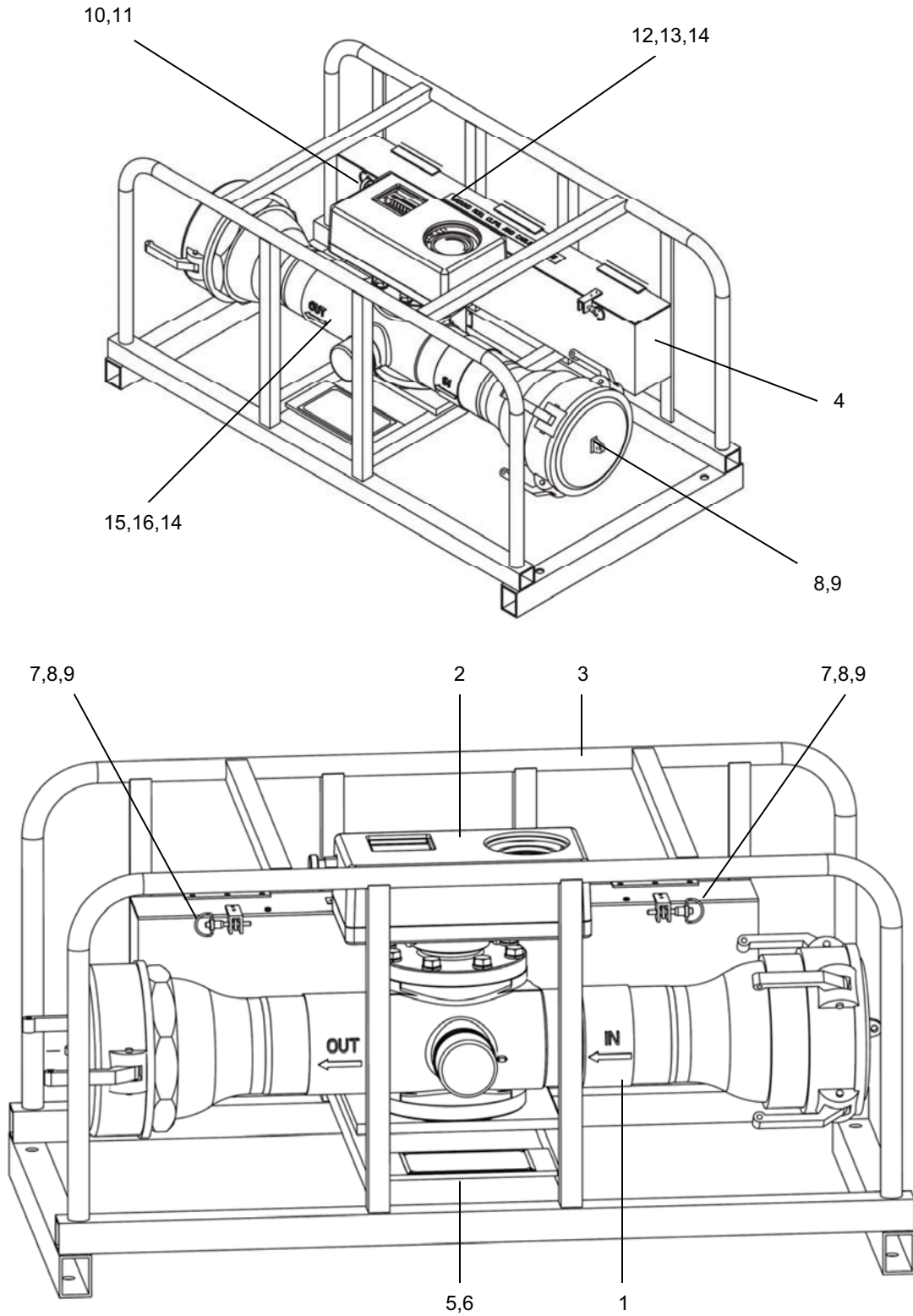


Figure 55. Flow-Meter, Inline Assembly, 6 In., LD02021-006.

(1) ITEM NO	(2) SMR CODE	(3) NSN	(4) CAGEC	(5) PART NUMBER	(6) DESCRIPTION AND USABLE ON CODE (UOC)	(7) QTY
GROUP 06						
FIG. 55 FLOW-METER, INLINE ASSEMBLY, 6 IN., LD02021-006						
1	PAHHH		44674	LD01415-024	METER	1
2	PAOZZ	6210-01-544-3280	44674	LD03137-075	READOUT	1
3	PFOZZ		44674	LD02020-006	SKID	1
4	PAOZZ		44674	LA02031-001	GROUND ROD ASSEMBLY	1
5	PAHZZ	5305-01-547-9875	44674	A01545-415	SCREW, CAP, HEXAGON HD	4
6	PAOZZ	5310-01-544-1282	44674	A01543-086	WASHER, LOCK	4
7	PAOZZ	5315-01-544-1314	44674	A01529-002	PIN, SELF-LOCKING	2
8	PAOZZ	4010-01-548-4443	44674	A01528-001	CHAIN, SASH	4
9	PAOZZ	5365-01-544-2152	44674	0008561-001	RING, CONNECTOR	4
10	PAOZZ	5304-01-544-1298	44674	0000113-251	SCREW, FLAT	2
11	PAOZZ	5310-01-548-0883	44674	403740-705	NUT, PLAIN, HEXAGON	2
12	XDOZZ		44674	B02029-001	NAMEPLATE	1
13	PAOZZ	5305-01-288-9342	44674	0000103-212	SCREW, ROUND HD	2
14	PAOZZ	5310-01-543-9430	44674	403740-703	NUT, PLAIN, HEXAGON	6
15	XDOZZ		44674	0008564-001	NAMEPLATE	1
16	XDOZZ		44674	0000103-215	SCREW, ROUND HD	4

END OF FIGURE

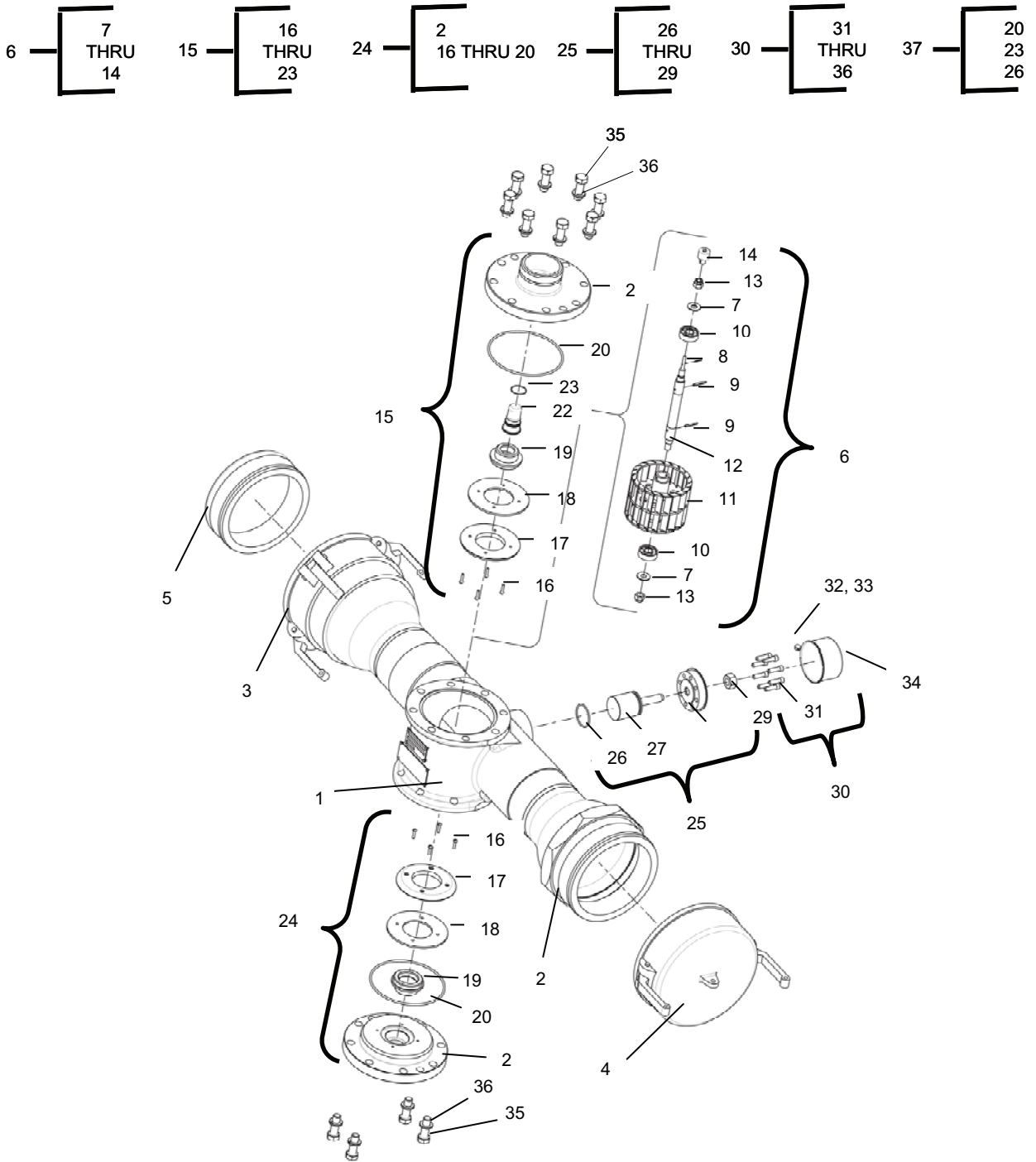


Figure 56. Flow-Meter, Inline Assembly, 6 In., LD02021-006.

(1) ITEM NO	(2) SMR CODE	(3) NSN	(4) CAGEC	(5) PART NUMBER	(6) DESCRIPTION AND USABLE ON CODE (UOC)	(7) QTY
GROUP 06						
FIG. 56 FLOW-METER, INLINE ASSEMBLY, 6 IN., LD02021-006						
1	PAHZZ		44674	LD01414-014	WELDMENT	1
2	PAHZZ		44674	0008349-601	COUPLING, MALE	1
3	PAHZZ		44674	0008349-602	COUPLING, FEMALE	1
4	PAHZZ		44674	0008349-604	DUST CAP	1
5	PAHZZ		44674	0008349-603	DUST PLUG	1
6	PAHZZ	6680-01-543-9080	44674	LC01334-519	ROTOR AND SHAFT ASSEMBLY KIT Consisting of items #7 thru 14	1
7	PAHZZ		44674		THRUST, WASHER	2
8	PAHZZ		44674		SPIRAL PIN .062 DIA. X .56 LG	1
9	PAHZZ		44674		SPIRAL PIN .125 DIA. X 1.00 LG	2
10	PAHZZ		44674		BALL, BEARING	2
11	PAHZZ		44674		ROTOR, CAGE	1
12	PAHZZ		44674		ROTOR, SHAFT	1
13	PAHZZ		44674		FLEXLOC NUT, .375-24UNF	2
14	PAHZZ		44674		MAGNET, ASSEMBLY	1
15	PAHZZ	4320-01-544-0673	44674	LC01321-109	FRONT COVER, ASSEMBLY Consisting of items #16 thru #23.	1
16	PAHZZ		44674		SCREW, MPH #6-32 YBC X 50 LONG	8
17	PAHZZ		44674		THROTTLE PLATE	2
18	PAHZZ		44674		THROTTLE PLATE SPACER .062" THICK, AS REQUIRED	*
18	PAHZZ		44674		THROTTLE PLATE SPACER .0120" THICK, AS REQUIRED	*
19	PAHZZ		44674		BEARING, INSERT	2
20	PAHZZ		44674		O-RING, 5.12 X 4.88 X .12	2
21	PAHZZ		44674		HOUSING COVER	2
22	PAHZZ		44674		DIAPHRAGM, FLOW METER	1
23	PAHZZ		44674		O-RING, 1.06 X .94 X .06	1
24	PAHZZ	4320-01-543-5544	44674	LC01322-109	REAR COVER, ASSEMBLY Consisting of items 2, 16 thru 20	1
25			44674	D01415-024	CALIBRATION PLUG, ASSEMBLY Consisting of items #26 thru 29	1
26	PAHZZ		44674		O-RING, 1.62 X 1.44 X .09	1
27	PAHZZ	5340-01-543-7000	44674	LB01410-009	CALIBRATION PLUG	1
28	PAHZZ		44674		BASE, PLATE	1
29	PAHZZ		44674		HEX, JAM NUT	1
30	PHHHH		44674	LA01413-107	MAIN PARTS GROUP Consisting of items #31 thru 36	1
31	PAHZZ		44674		SCREW, SHC .250-20 UNC X .88 LONG	8
32	PAHZZ	5340-01-543-3963	44674	A01135-000	SEAL, LEAD	1
33	PAHZZ	9505-01-544-1307	44674	403796-020	WIRE,	1
34	PAHZZ	5340-01-543-6031	44674	A01340-009	COVER, CALIBRATION	1
35	PAHZZ	5310-01-543-6560	44674	A01544-048	WASHER, LOCK	12
36	PAHZZ	5305-01-543-4067	44674	A01545-413	SCREW, CAP, HEXAGON	12
37	PAHZZ	5330-01-544-6735	44674	LA01527-104	SEAL KIT, INCLUDES ITEMS: 20 (1 EA) 23 (2 EA) 26 (1 EA)	1
38	PAHZZ		44674	KB01324-007	BEARING INSERT KIT (STANDARD) INCLUDES ITEMS: 19 (2 EA)	1

END OF FIGURE

**FIELD MAINTENANCE
COUPLING, RAIL TANKER, NATO, 13222E8219**

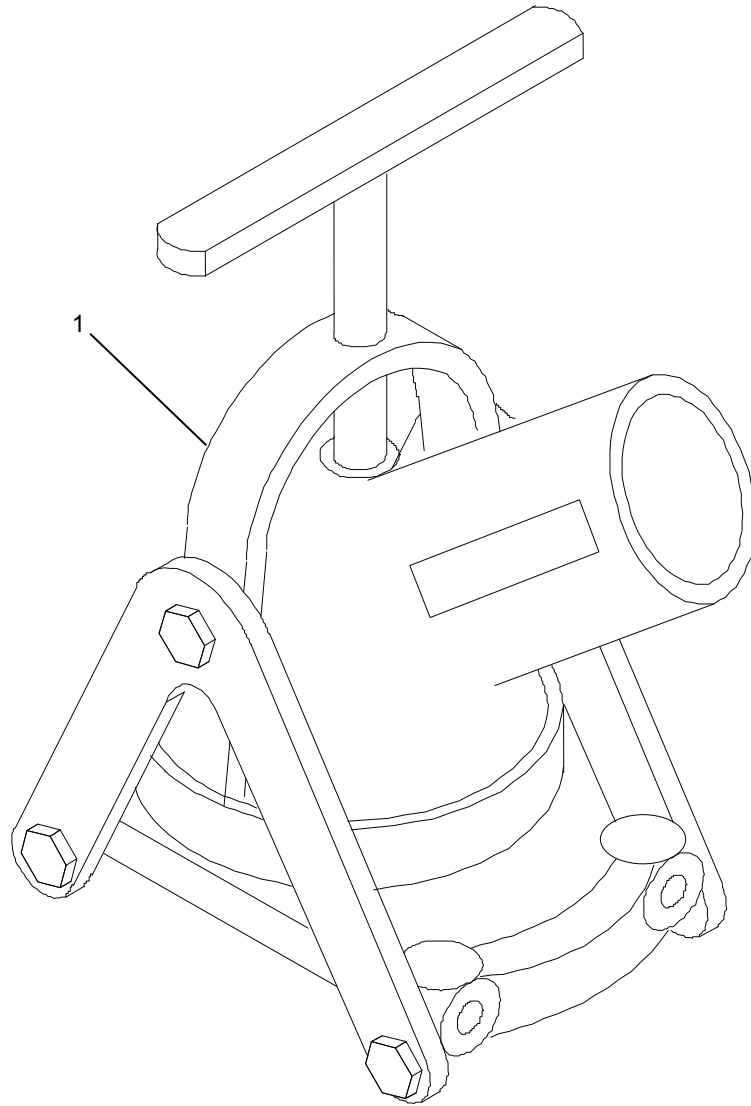


Figure 57. Coupling Rail, Tanker, NATO, 13222E8219.

(1) ITEM NO	(2) SMR CODE	(3) NSN	(4) CAGEC	(5) PART NUMBER	(6) DESCRIPTION AND USABLE ON CODE (UOC)	(7) QTY
-------------------	--------------------	------------	--------------	-----------------------	--	------------

GROUP 06

FIG. 57 COUPLING RAIL, TANKER,
NATO, 13222E8219

1	PAOZZ		D1097	13222E8219	COUPLING RAIL, TANKER	1
---	-------	--	-------	------------	-----------------------	---

END OF FIGURE

**FIELD MAINTENANCE
COUPLING SET, TANK TRUCK, NATO, 13222E8212**

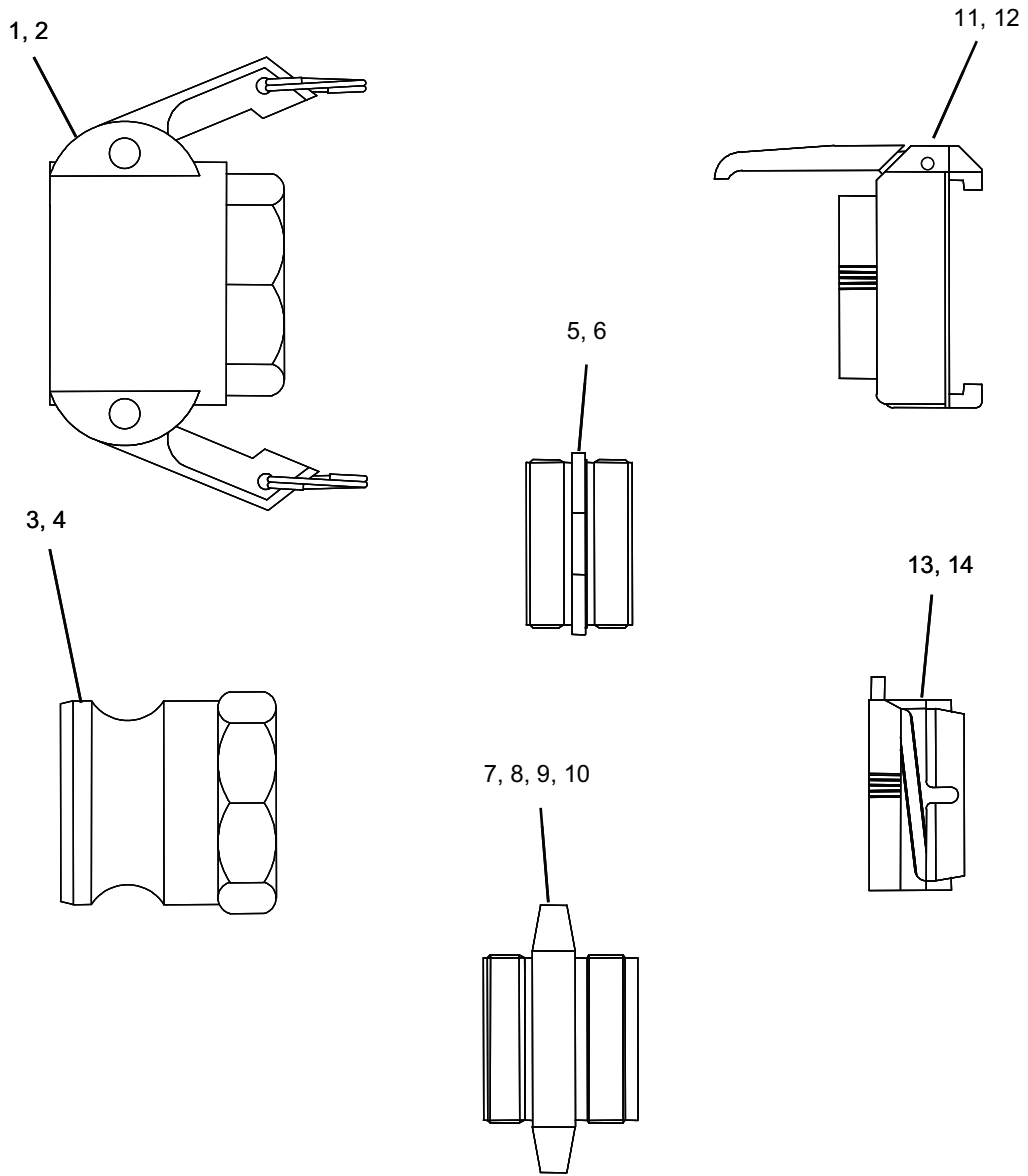


Figure 58. Coupling Set, Tank Truck, NATO, 13222E8212.

(1) ITEM NO	(2) SMR CODE	(3) NSN	(4) CAGEC	(5) PART NUMBER	(6) DESCRIPTION AND USABLE ON CODE (UOC)	(7) QTY
-------------------	--------------------	------------	--------------	-----------------------	--	------------

GROUP 06

FIG. 58 COUPLING SET, TANK TRUCK, NATO, 13222E8212

1	PAOZZ		97403	13222E8213-1	COUPLING HALF, QDISC, CAM-LOCKING FEMALE, NATO 3 IN.	1
2	PAOZZ		97403	13222E8213-2	COUPLING HALF, QDISC, CAM-LOCKING FEMALE, NATO 4 IN.	1
3	PAOZZ		97403	13222E8214-1	COUPLING HALF, QDISC, CAM-LOCKING MALE, NATO 3 IN.	1
4	PAOZZ		97403	13222E8214-2	COUPLING HALF, QDISC, CAM-LOCKING MALE, NATO 4 IN.	1
5	PAOZZ		97403	13222E8215-1	ADAPTER, HOSE COUPLING, NATO, ISO 228 1 G3A	1
6	PAOZZ		97403	13222E8215-2	ADAPTER, HOSE COUPLING, NATO, ISO 228 1 G4A	1
7	PAOZZ		97403	13222E8216-1	ADAPTER, NATO, ISO 228 1 G3A X 3-8 NPSH	1
8	PAOZZ		97403	13222E8216-2	ADAPTER, NATO, ISO 228 1 G4A X 4-8 NPSH	1
9	PAOZZ		97403	13222E8216-3	ADAPTER, NATO, ISO 228 1 G3A X 3-8 NPT	1
10	PAOZZ		97403	13222E8216-4	ADAPTER, NATO, ISO 228 1 G4A X4-8 NPT	1
11	PAOZZ		97403	13222E8217-1	COUPLING, FEMALE, TANK TRUCK, NATO ISO 228 1 G3	1
12	PAOZZ		97403	13222E8217-2	COUPLING, FEMALE, TANK TRUCK, NATO ISO 228 1 G4	1
13	PAOZZ		97403	13222E8218-1	COUPLING, MALE, TANK TRUCK, NATO ISO 228 1 G3	1
14	PAOZZ		97403	13222E8218-2	COUPLING, TANK TRUCK, NATO ISO 228 1 G4	1

END OF FIGURE

**FIELD MAINTENANCE
DISPLACEMENT AND EVACUATION KIT, 4 IN., 78059-100**

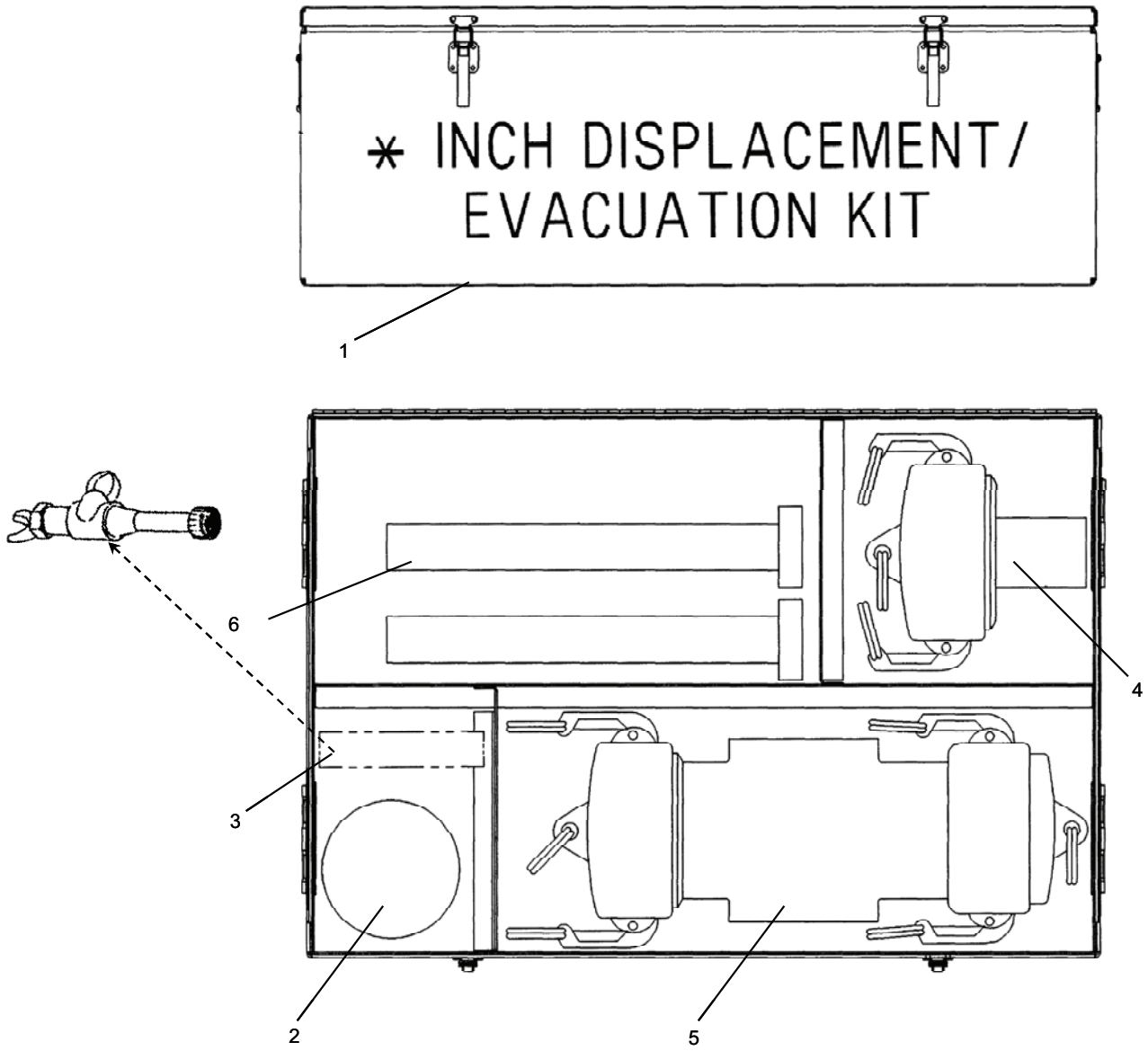


Figure 59. Displacement and Evacuation Kit, 4 In., 78059-100.

(1) ITEM NO	(2) SMR CODE	(3) NSN	(4) CAGEC	(5) PART NUMBER	(6) DESCRIPTION AND USABLE ON CODE (UOC)	(7) QTY
-------------------	--------------------	------------	--------------	-----------------------	--	------------

GROUP 06

**FIG. 59 DISPLACEMENT AND
EVACUATION KIT, 4 IN., 78059-100**

1	PAOZZ	8415-01-544-1056	90598	78128-100	CHEST, EVAUACTION KIT ASSEMBLY	1
2	PAOZZ	4820-01-543-6955	63853	08E004.12E	BALL, DISPLACEMENT, 4.00	1
3	PAOZZ	4320-01-544-1035	90598	78126-100	EJECTOR ASSEMBLY, AIR	1
4	PAOZZ	4730-01-543-6961	33813	90003	BALL, INLET, 4.00	1
5	PAOZZ	4730-01-543-6970	33813	90004	BALL, RECEIVER, 4.00	1
6	PAOZZ	4730-01-359-7166	2E077	HEHC-600	CLAMP, HOSE	2

END OF FIGURE

**FIELD MAINTENANCE
DISPLACEMENT AND EVACUATION KIT, 6 IN., 78059-101**

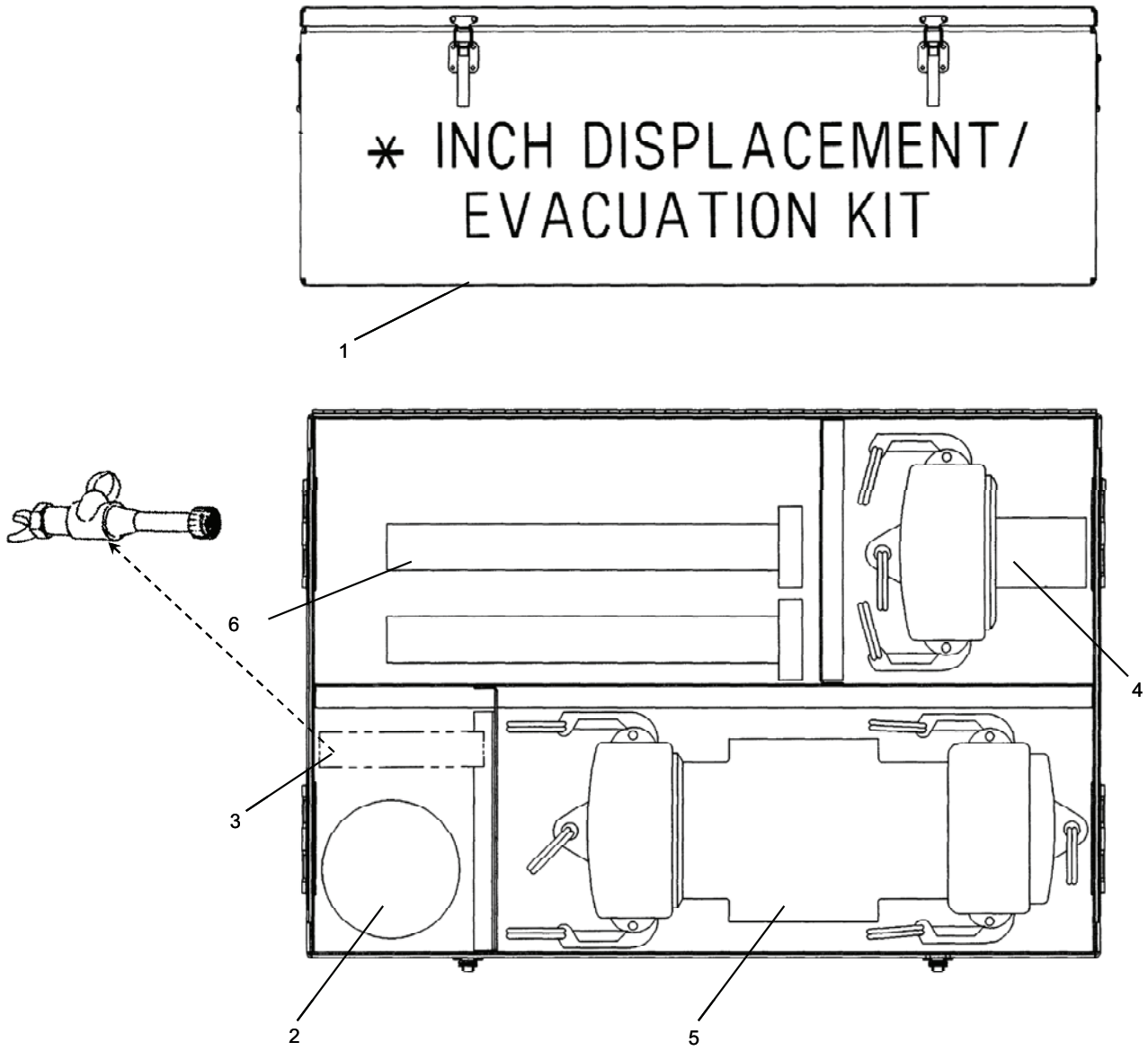


Figure 60. Displacement and Evacuation Kit, 6 In., 78059-101.

(1) ITEM NO	(2) SMR CODE	(3) NSN	(4) CAGEC	(5) PART NUMBER	(6) DESCRIPTION AND USABLE ON CODE (UOC)	(7) QTY
-------------------	--------------------	------------	--------------	-----------------------	--	------------

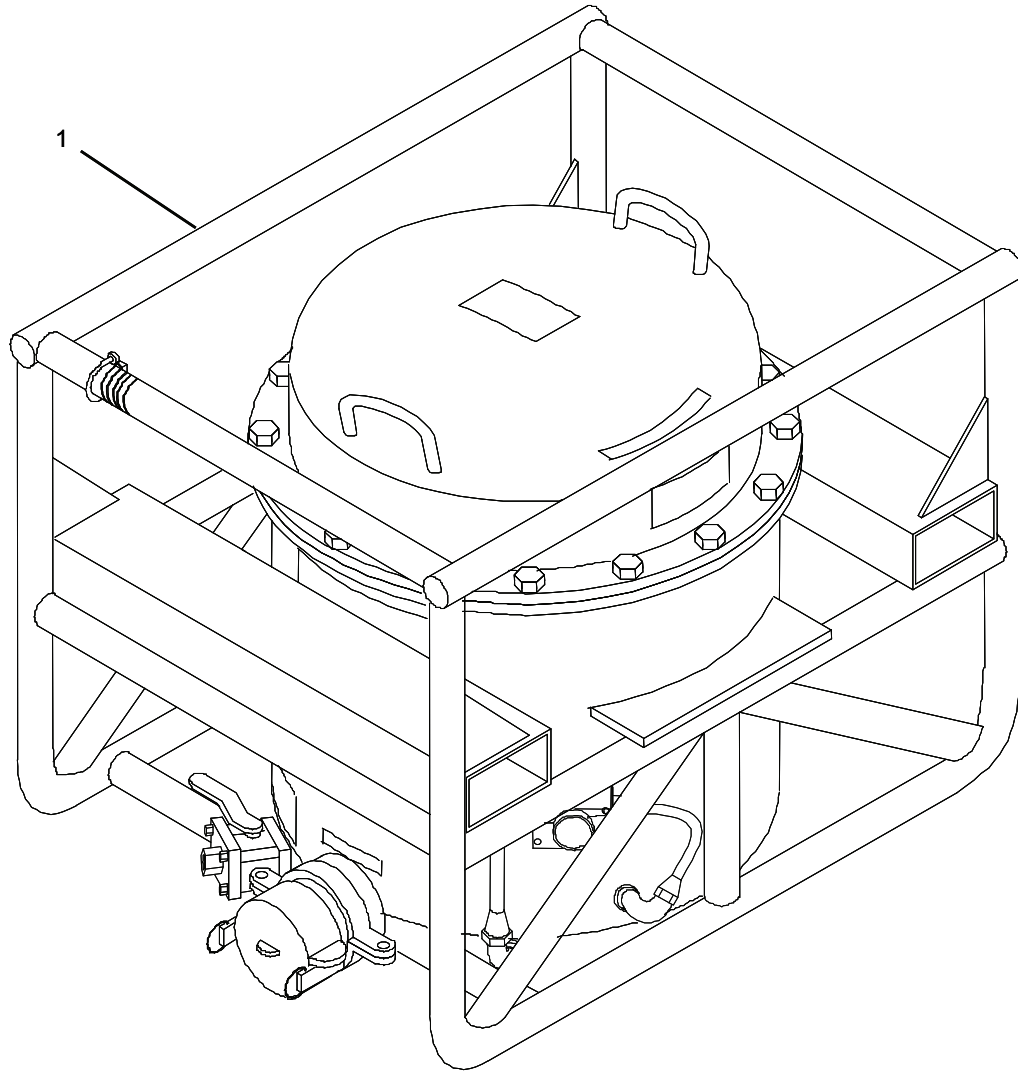
GROUP 06

**FIG. 60 DISPLACEMENT AND
EVACUATION KIT, 6 IN., 78059-101**

1	PAOZZ	8145-01-544-1056	90598	78128-100	CHEST, EVAUACTION KIT ASSEMBLY	1
2	PAOZZ	3835-01-268-4023	63853	08E006.12E	BALL, DISPLACEMENT, 6.00	1
3	PAOZZ	4320-00-544-1035	90598	78126-100	EJECTOR ASSEMBLY, AIR	1
4	PAOZZ		33813	90005	BALL, INLET, 6.00	1
5	PAOZZ		33813	90006	BALL, RECEIVER, 6.00	1
6	PAOZZ	4930-01-359-7166	2E077	HEHC-600	CLAMP, HOSE	2

END OF FIGURE

**FIELD MAINTENANCE
FILTER SEPARATOR, FRAME MOUNTED, 350 GPM, 78019-100**



For the Parts Break-down, refer to TM 10-4330-235-13&P, Filter Separator, Frame Mounted, 350 GPM.

Figure 61. Filter Separator, Frame Mounted, 350 GPM, 78019-100.

(1) ITEM NO	(2) SMR CODE	(3) NSN	(4) CAGEC	(5) PART NUMBER	(6) DESCRIPTION AND USABLE ON CODE (UOC)	(7) QTY
-------------------	--------------------	------------	--------------	-----------------------	--	------------

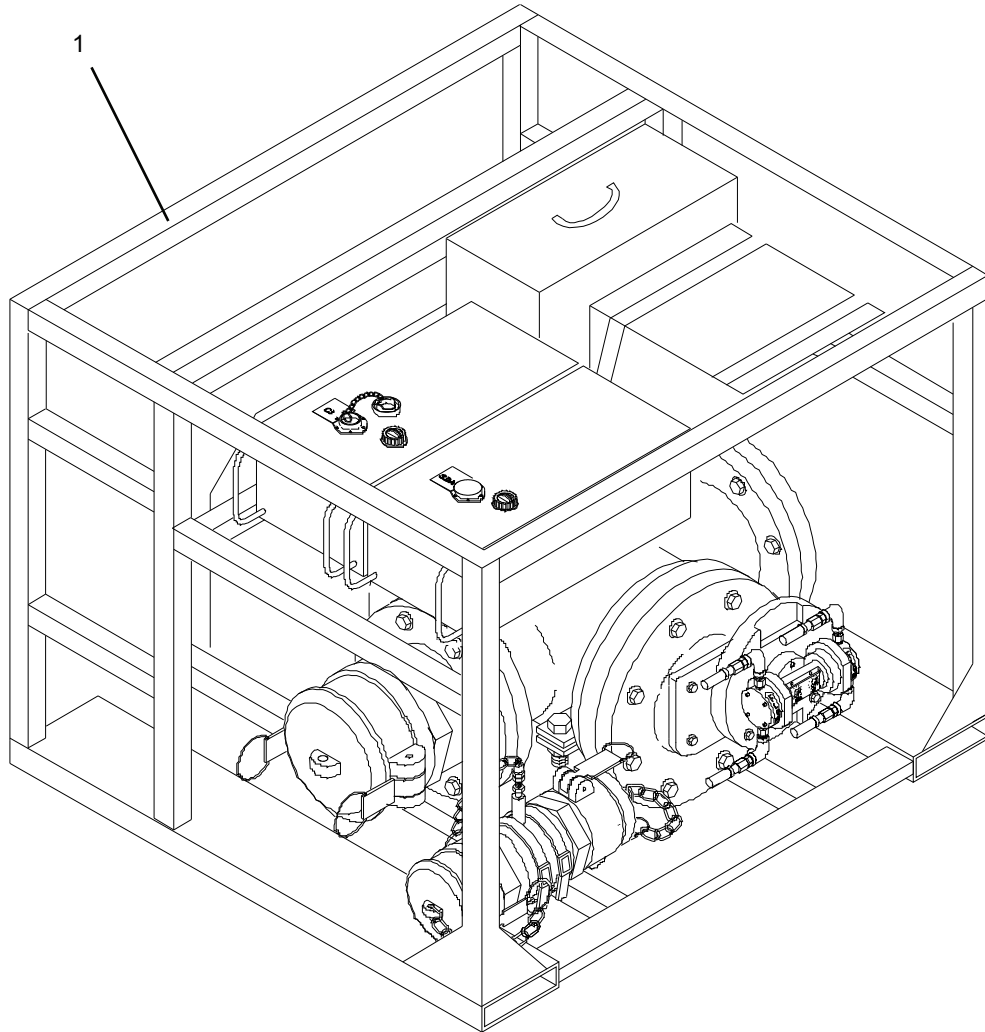
GROUP 06

FIG. 61 FILTER SEPARATOR, FRAME
MOUNTED, 350 GPM, 78019-100

1	PAOFZ	4930-01-543-6137	90598	MEFS18V35 0M	FILTER SEPARATOR, FRAME MOUNTED, 350 GPM	4
---	-------	------------------	-------	-----------------	---	---

END OF FIGURE

**FIELD MAINTENANCE
FUEL ADDITIVE INJECTOR ASSEMBLY, TPI-4T-4A-1**



* For the Parts Break-down, refer to TM 10-4930-364-13&P, Fuel Additive Injector.

Figure 62. Fuel Additive Injector Assembly, TPI-4T-4A-1.

(1) ITEM NO	(2) SMR CODE	(3) NSN	(4) CAGEC	(5) PART NUMBER	(6) DESCRIPTION AND USABLE ON CODE (UOC)	(7) QTY
-------------------	--------------------	------------	--------------	-----------------------	--	------------

GROUP 06

FIG. 62 FUEL ADDITIVE INJECTOR,
TPI-4T-4A-1

1	PDOHH	4930-01-547-6265	47186	TPI-4T-4A-1	FUEL ADDITIVE INJECTOR ASSEMBLY	1
---	-------	------------------	-------	-------------	---------------------------------	---

END OF FIGURE

**FIELD MAINTENANCE
FUEL SPILL CONTROL KIT, TYPE II, AA-59359 TY II**

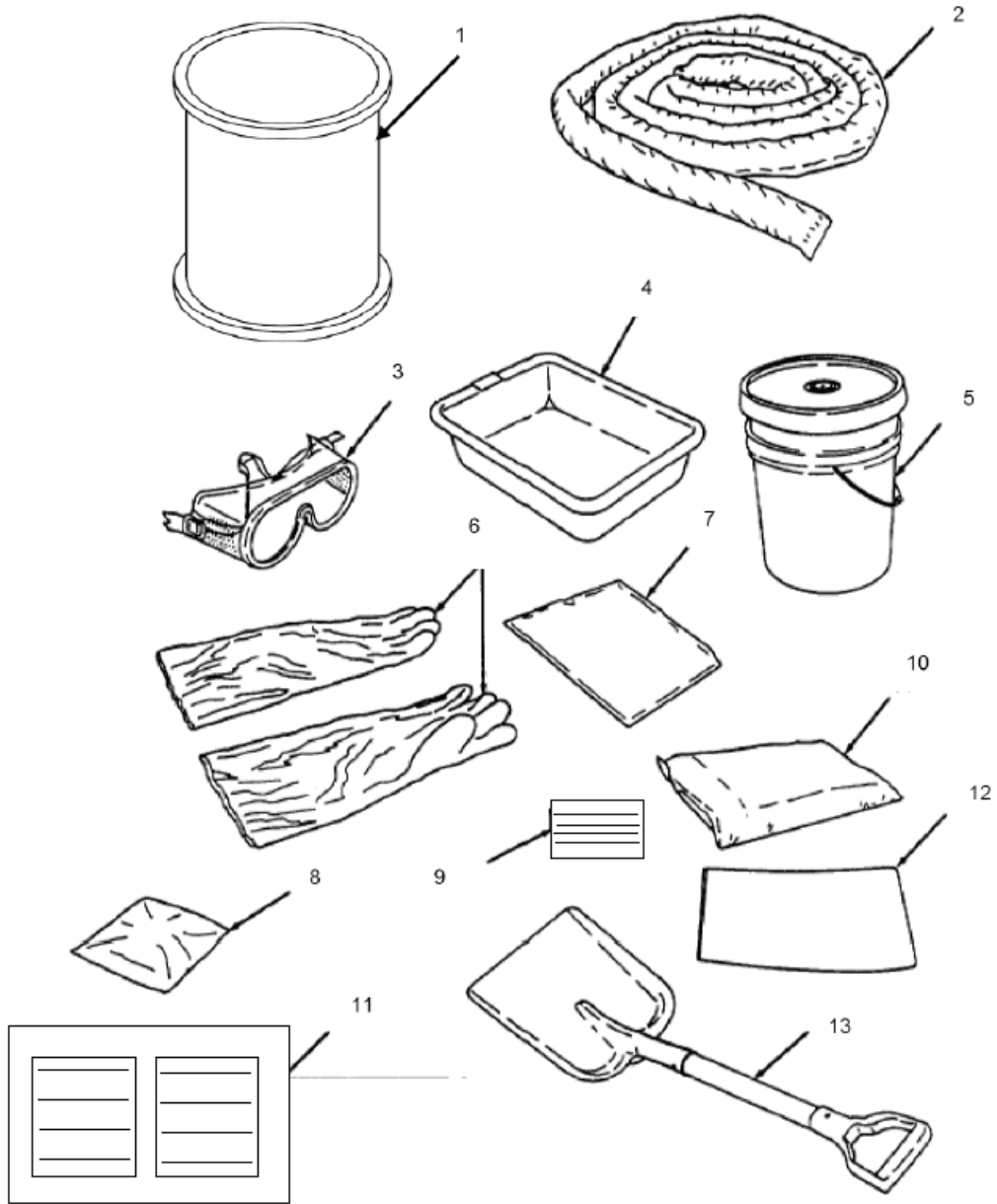


Figure 63. Fuel Spill Control Kit, Type II, AA-59359 TY II.

(1) ITEM NO	(2) SMR CODE	(3) NSN	(4) CAGEC	(5) PART NUMBER	(6) DESCRIPTION AND USABLE ON CODE (UOC)	(7) QTY
GROUP 06						
FIG. 63 FUEL SPILL CONTROL KIT, TYPE II, AA-59359 TY II						
1	PAOZZ	8110-01-542-8184	0N5W4	POLY55	DRUM, SHIPPING AND STORAGE	2
2	PAOZZ	4235-01-542-8185	0N5W4	EP100	PAD, ABSORBENT	6
3	PAOZZ	4240-01-542-8193	0N5W4	GOG	GOGGLES, INDUSTRIAL	2
4	PAOZZ	7240-01-543-4422	0N5W4	ODP12	PAN, DRIP	48
5	PAOZZ		0N5W4	BUK5	PAIL, UTILITY	4
6	PCOZZ		0N5W4	GLO	GLOVES, CHEM PROTECT	4
7	PAOZZ		0N5W4	PS10	PILLOW, ABSORBENT	12
8	PAOZZ	4235-01-542-8189	0N5W4	PIL10	PILLOW, ABSORBENT	48
9	PAOZZ		0N5W4	TYB	TIE, STRIP, BAG	48
10	PAOZZ	4325-01-542-8191	0N5W4	EPLP25	SORBENT, OIL	3
11	PAOZZ	7690-01-542-8297	0N5W4	LABC	LABEL	2
12	PAOZZ		0N5W4	DB6	DISPOSAL BAG	24
13	PAOZZ	5120-01-543-8302	0N5W4	PUSHOV	SHOVEL, HAND	2

END OF FIGURE

**FIELD MAINTENANCE
GROUND ROD ASSEMBLY SELF DRIVING, 13219E0462**

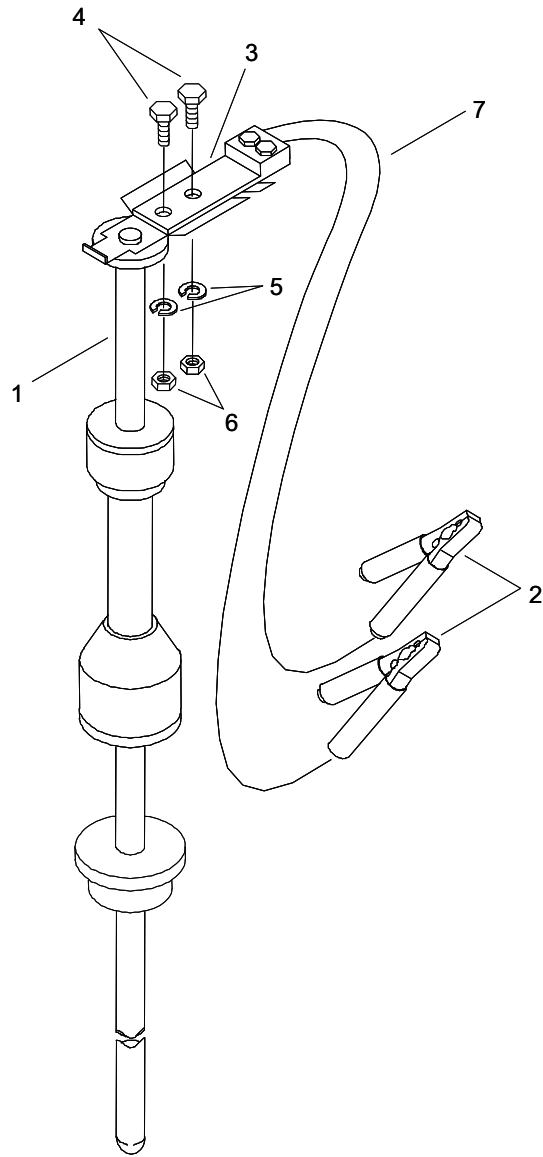


Figure 64. Ground Rod Assembly Self Driving, 13219E0462.

(1) ITEM NO	(2) SMR CODE	(3) NSN	(4) CAGEC	(5) PART NUMBER	(6) DESCRIPTION AND USABLE ON CODE (UOC)	(7) QTY
-------------------	--------------------	------------	--------------	-----------------------	--	------------

GROUP 06

**FIG. 64 GROUND ROD ASSEMBLY
SELF DRIVING, 13219E0462**

1	XAOZZ		90598	78054-100	GROUND ROD	1
2	XAOZZ		76545	BU-41C-0	CLIP, GROUND ROD	2
3	XAOZZ		56501	32005-BD	CONNECTOR, WIRE	1
4	PAOZZ	5305-00-068-0502	80205	MS90725-6	SCREW, HEX HD, .250-28 UNF-2A X .75 LG STL, CADMIUM PL	2
5	PAOZZ	5310-00-582-5965	80205	MS35338-44	WASHER, LOCK, HELICAL SPRING .250 NOM. STL CALIUM OR ZINC PL	2
6	PAOZZ	5310-00-761-6882	96906	MS51967-2	NUT, HEX, .250-2B UNF-2B STEEL, CADMIUM PL	2
7	XAOZZ		90598	78043-7	COPPER, BARE, SOFT DRAWN, 6 AWG, CLASS B (7 STRAND) 12 FT	2

END OF FIGURE

**FIELD MAINTENANCE
GROUND WIRE ASSEMBLY 100 FT., 301.201**

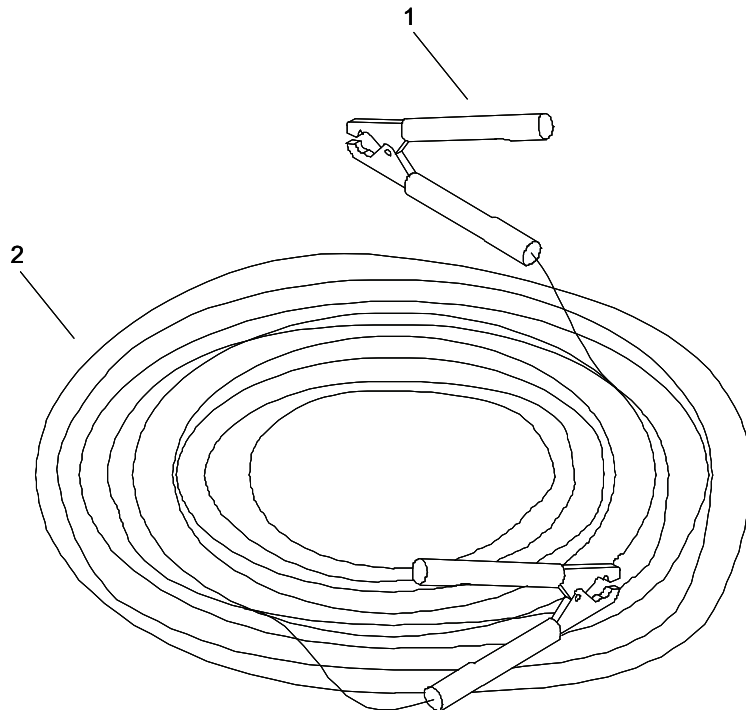


Figure 65. Ground Wire Assembly 100 Ft., 301.201.

(1) ITEM NO	(2) SMR CODE	(3) NSN	(4) CAGEC	(5) PART NUMBER	(6) DESCRIPTION AND USABLE ON CODE (UOC)	(7) QTY
-------------------	--------------------	------------	--------------	-----------------------	--	------------

GROUP 06

FIG. 65 GROUND WIRE ASSEMBLY
100 FT., 301.201

1	PAOZZ	5999-00-134-5844	81349	M83413/7-1	CLIP, ELECTRICAL, BATTERY CLIP STYLE	2
2	PAOZZ	4010-00-451-3533	81349	M83420/4- 002	ROPE, WIRE, FLEXIBLE, TYPE II, CRES CONSTRUCTION 7 X 7 DIAMETER 1/16 UOM-1	100FT

END OF FIGURE

**FIELD MAINTENANCE
HOSE REPAIR KIT, 301.0411**

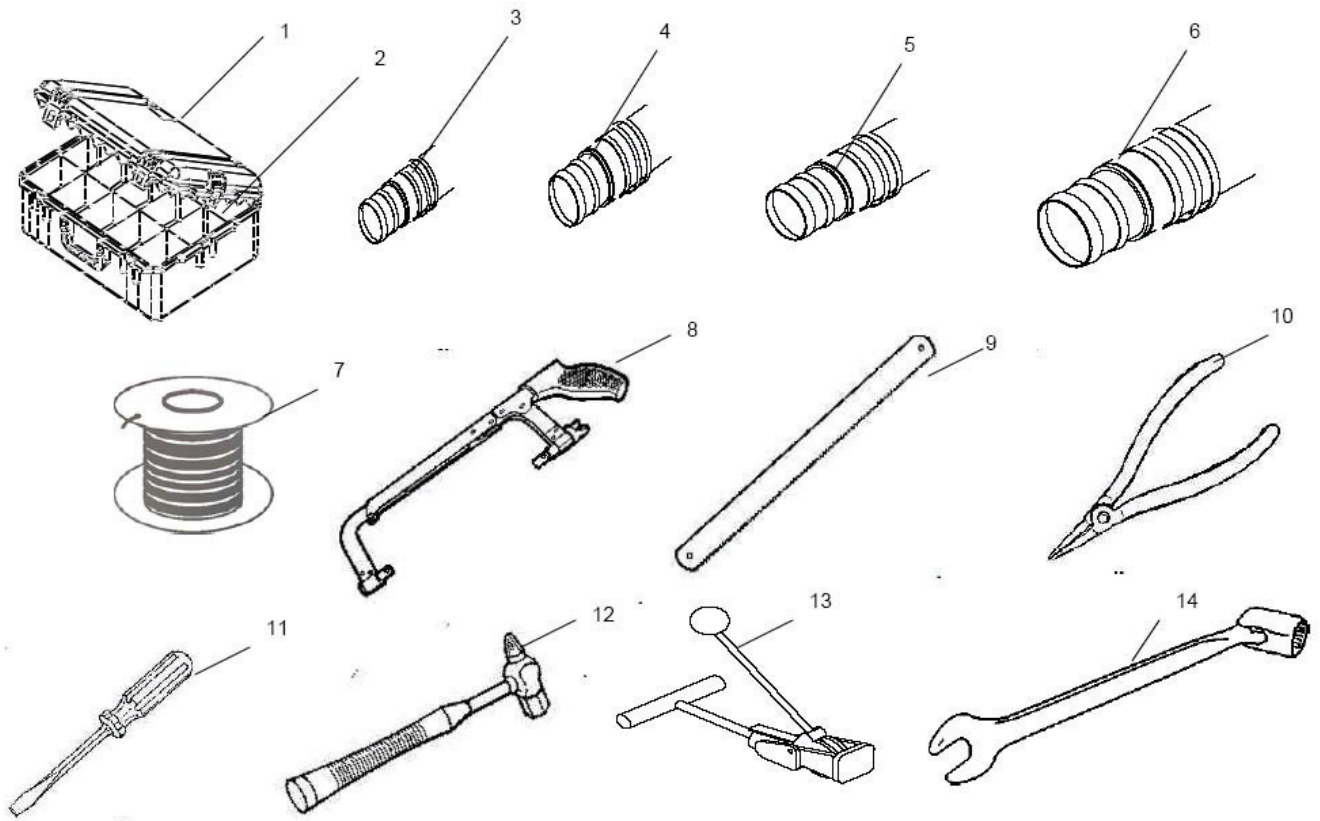
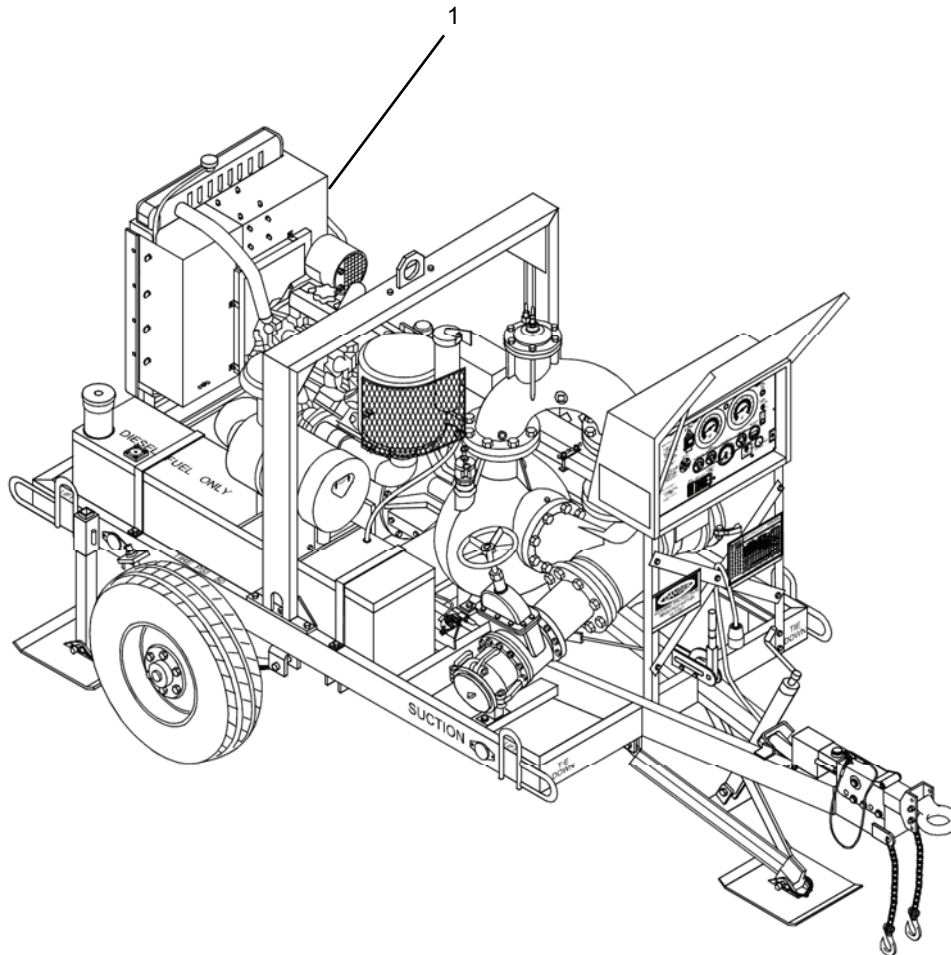


Figure 66. Hose Repair Kit, 301.0411.

(1) ITEM NO	(2) SMR CODE	(3) NSN	(4) CAGEC	(5) PART NUMBER	(6) DESCRIPTION AND USABLE ON CODE (UOC)	(7) QTY
GROUP 06						
FIG. 66 HOSE REPAIR KIT, 301.0411						
1	PAOZZ	8145-01-543-6044	15886	IM2950	CONTAINER, REUSABLE, 29L X 18W X 10.5H	5
2	PAOZZ		15886	2950-FOAM	INSERT, FOAM, IM2950 CASE	5
3	PAOZZ	4730-01-543-4950	15886	85660200SK	SPLICE, DISCHARGE HOSE, 2-INCH	3
4	PAOZZ	4730-01-543-7128	15886	85660300SK	SPLICE, DISCHARGE HOSE, 3-INCH	2
5	PAOZZ	4730-01-543-6580	15886	85660400SK	SPLICE, DISCHARGE HOSE, 4-INCH	14
6	PAOZZ		15886	8566060HSK	SPLICE, HOSE, KIT, 6-IN	10
7	PAOZZ		15886	8873K53	GROUND WIRE, SHUNT, SUCTION HOSE REPAIR 20-FT COIL	1
8	PAOZZ	5110-01-335-1366	55719	HS18A	FRAME, HACKSAW	1
9	PAOZZ		55719	HSBM1218B	BLADE, HACKSAW	1
10	PAOZZ		3V479	0084510200	PLIERS, NEEDLE-NOSE	1
11	PAOZZ		15886	0094719500	SCREWDRIVER, FLAT BLADE	1
12	PAOZZ		15886	938464000	HAMMER, BALL PEEN	1
13	PAOZZ		15886	P-1000	TOOL, PUNCH-LOC	1
14	PAOZZ		15886	5435A55	WRENCH, FLEX SOCKET/OPEN END, 9/16"	1

END OF FIGURE

**FIELD MAINTENANCE
PUMPING ASSEMBLY, 600 GPM, 600GPM FUEL**



*For the Parts Break-down, refer to TM 10-4320-374-14&P, Pumping Assembly, 600 GPM

Figure 67. Pumping Assembly, 600 GPM, 600GPM Fuel.

(1) ITEM NO	(2) SMR CODE	(3) NSN	(4) CAGEC	(5) PART NUMBER	(6) DESCRIPTION AND USABLE ON CODE (UOC)	(7) QTY
-------------------	--------------------	------------	--------------	-----------------------	--	------------

GROUP 06

FIG. 67 PUMPING ASSEMBLY, 600
GPM, 600GPM FUEL

1	PDOHD	4320-01-546-6128	19207	600GPM FUEL	PUMPINNG ASSEMBLY, 600 GPM	2
---	-------	------------------	-------	----------------	----------------------------	---

END OF FIGURE

**FIELD MAINTENANCE
WET WING DEFUELING KIT, 78029-100**

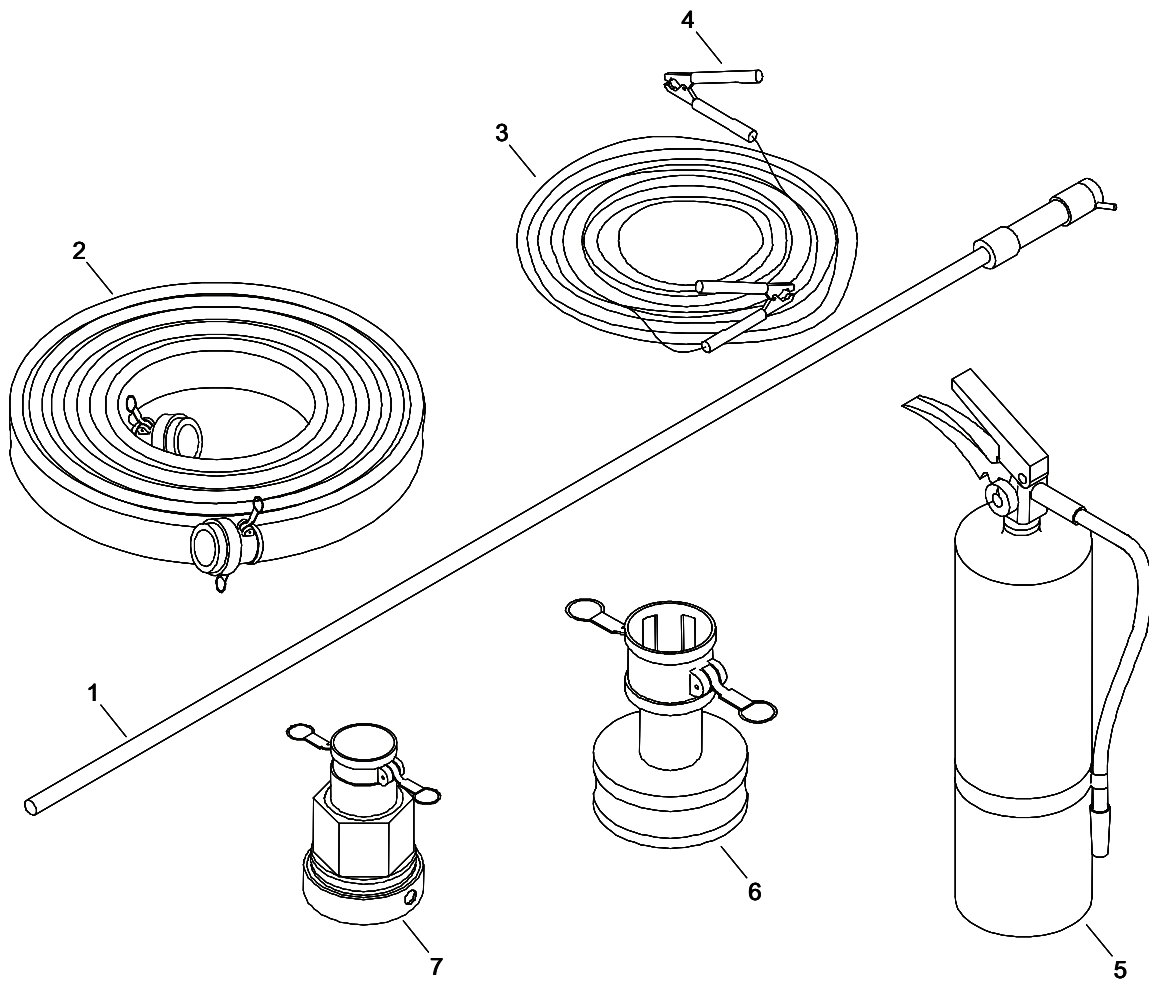
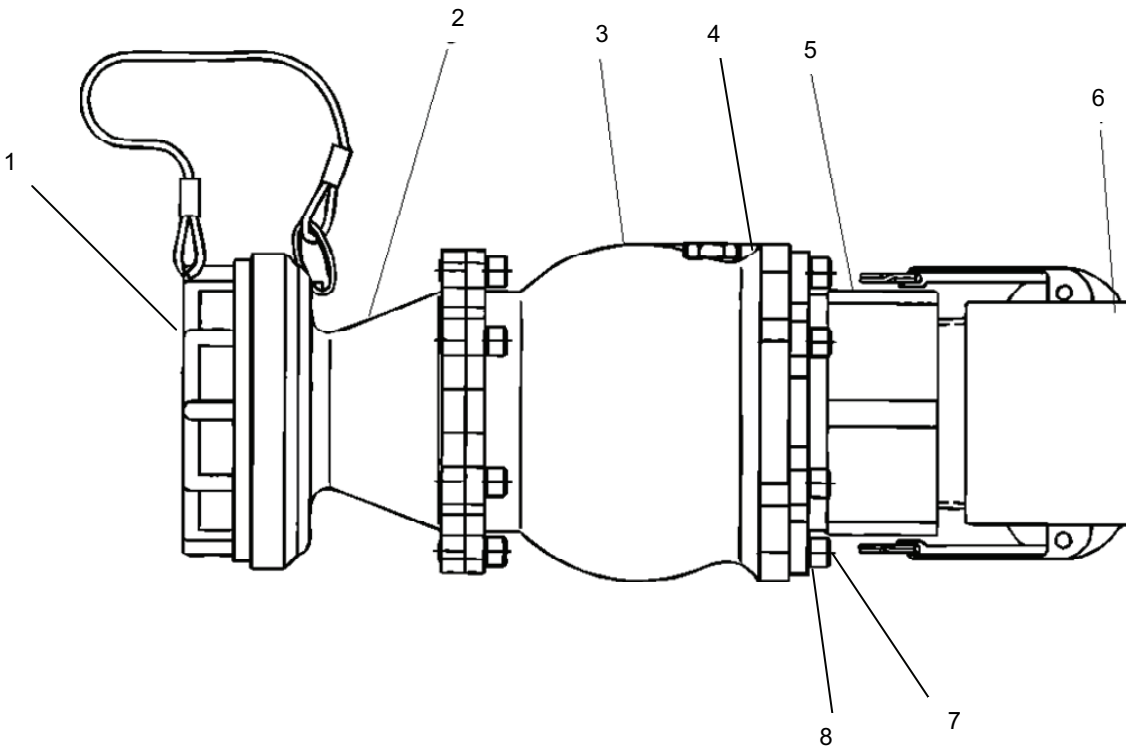


Figure 68. Wet Wing Defueling Kit, 78029-100.

(1) ITEM NO	(2) SMR CODE	(3) NSN	(4) CAGEC	(5) PART NUMBER	(6) DESCRIPTION AND USABLE ON CODE (UOC)	(7) QTY
GROUP 06						
FIG. 68 WET WING DEFUELING KIT, 78029-100						
1	PAOZZ	5975-01-548-5214	97403	78043-100	GROUND ROD ASSEMBLY, SELF DRIVING	1
2	PAOFZ	4720-01-543-9664	90598	78010-100	HOSE ASSEMBLY, DISCHARGE, 3 IN. X 50 FT, VALVED DRY-BREAK	4
3	PAOZZ	5999-00-134-5844	81349	83413/7-1	CLIP, ELECTRICAL, BATTERY CLIP STYLE (MIL-C-83413)	4
4	PAOZZ	4010-00-451-3533	81349	M83420/4- 002	ROPE, WIRE, FLEXIBLE, TYPE II CONSTRUCTION 7 X 7 DIAMETER 1/16	2
5	PAOZZ	4210-00-965-1108	5N346	429011	EXTINGUISHER, FIRE, DRY CHEMICAL	1
6	PAOFZ	4730-01-474-2853	0DT23	64031MQ	ADAPTER, 4 IN. FEMALE CAMLOCK X 3 IN. VALVED DRY-BREAK	1
7	PAOFZ	4730-01-543-5141	0DT23	64031PQ	ADAPTER, 4 IN. MALE CAMLOCK X 3 IN. VALVED DRY-BREAK	1

END OF FIGURE

FIELD MAINTENANCE
REGULAR, PRESSURE, 2 IN. FEMALE INLET, 2 UNISEX OUTLET, 64249-55



*See Figure 69a for parts breakdown of part number 40680-55.

*See Figure 69b for parts breakdown of part number 47681.

Figure 69. Regulator, Pressure, 2 In. Inlet, 2 Unisex Outlet, 64249-55.

(1) ITEM NO	(2) SMR CODE	(3) NSN	(4) CAGEC	(5) PART NUMBER	(6) DESCRIPTION AND USABLE ON CODE (UOC)	(7) QTY
-------------------	--------------------	------------	--------------	-----------------------	--	------------

GROUP 06

**FIG. 69 REGULATOR, PRESSURE, 2
IN. INLET, 2 UNISEX OUTLET, 64249-55**

1	PAOZZ		0DT23	47062	CAP	1
2	PAOZZ		0DT23	47031-1	ADAPTER, 2" UNISEX ASSEMBLY	1
3	PFOLZ		0DT23	40690-55	REGULATOR, 55 PSI	1
4	PAOZZ		0DT23	210210-151	O-RING	1
5	PAOZZ		0DT23	222092	ADAPTER, 2" NPT	1
6	PAOZZ	4730-01-474-1910	0DT23	GF27026-11- TN	2" CAMLOCK, FEMALE	1
7	PAOZZ		0DT23	GF16995-49	SCREW, SOCKET, HEAD	6
8	PAOZZ		0DT23	5710-63-30	WASHER	6

END OF FIGURE

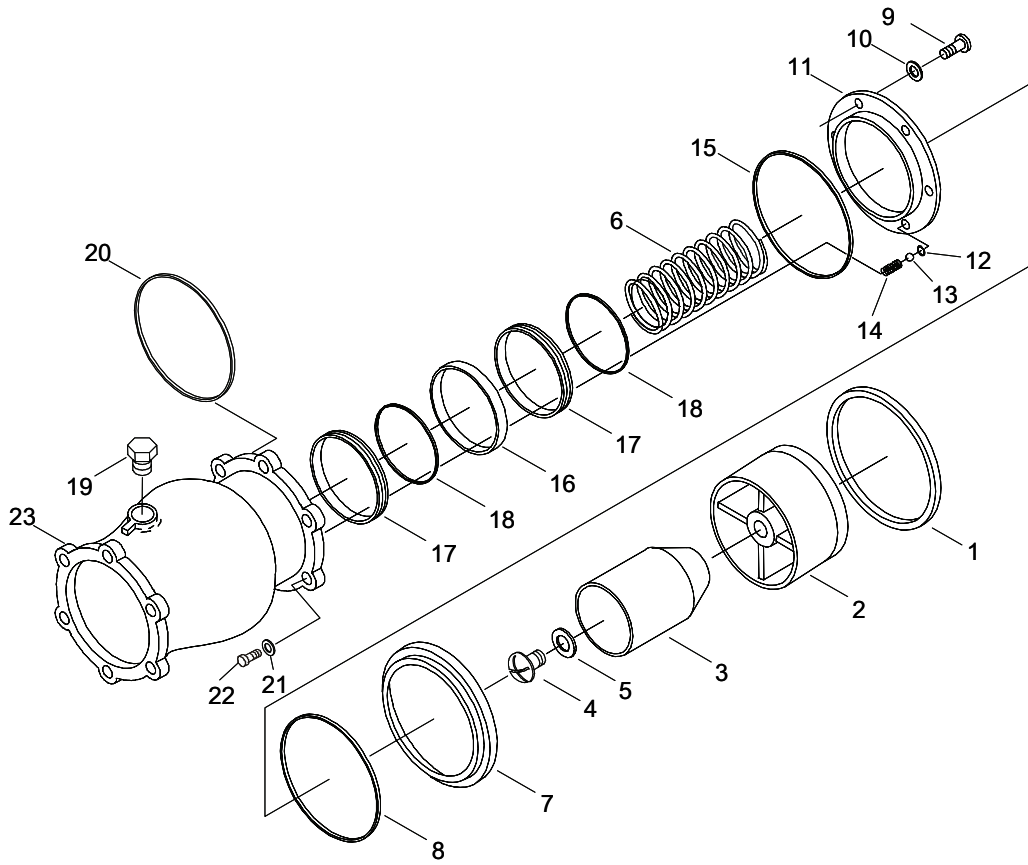


Figure 69a. Hose end Regulator Valve, 40680-55.

(1) ITEM NO	(2) SMR CODE	(3) NSN	(4) CAGEC	(5) PART NUMBER	(6) DESCRIPTION AND USABLE ON CODE (UOC)	(7) QTY
GROUP 01						
FIG. 69a REGULATOR, PRESSURE, 2F INLET, 2 UNISEX OUTLET, 40680-55						
1	PAOZZ	5325-01-543-7032	80756	RRT-268-S	RING, RETAINING	1
2	PAOZZ	4930-01-053-0190	0DT23	23889	PISTON, OUTER	1
3	PAOZZ	4930-01-053-0185	0DT23	24096	PISTON, INNER	1
4	PAOZZ	5305-01-543-2394	0DT23	LP526C1024 RB	SCREW	1
5	PAOZZ	5330-00-603-0195	0DT23	600-001-10	PACKING WITH RETAINER	1
6	PAOZZ	5365-01-258-5556	0DT23	28443	SPRING, 55 PSI	1
7	PCOZZ	4930-01-053-0187	0DT23	23893	SEAL, OUTER PISTON	1
8	PCOZZ	5331-00-531-4588	81343	MS29513- 147	O-RING	1
9	PAOZZ	5305-01-543-1175	0DT23	LP515-8R7	SCREW	4
10	PAOZZ	5310-01-543-2551	0DT23	GF960-8	WASHER	4
11	PAOZZ	4930-01-053-0189	0DT23	23890	SEAL, RETAINING	1
12	PCOZZ	5331-01-543-5080	0DT23	220724-007	O-RING	1
13	PAOZZ	3110-00-965-8485	81343	MS19060- 1012	BALL	1
14	PAOZZ	5360-01-338-0240	0DT23	210189	SPRING	1
15	PCOZZ		0DT23	220724-229	O-RING	1
16	PAOZZ	5365-01-053-0186	0DT23	24059	SPACER, SEAL	1
17	PCOZZ	5330-01-053-0221	0DT23	24085	SEAL	2
18	PCOZZ	5331-00-265-1076	96906	MS29513- 126	O-RING	2
19	PAOZZ	4930-01-307-2721	0DT23	40427	BREATHING, ASSEMBLY	1
20	PAOZZ	5330-01-053-0217	0DT23	201201-151	O-RING	1
21	PAOZZ	5365-01-225-3436	86928	5710-63-3-	WASHER	6
22	PAOZZ		0DT23	GF16995-49	SCREW	6
23	XAOZZ		0DT23	40680-55	HOUSING	1

END OF FIGURE

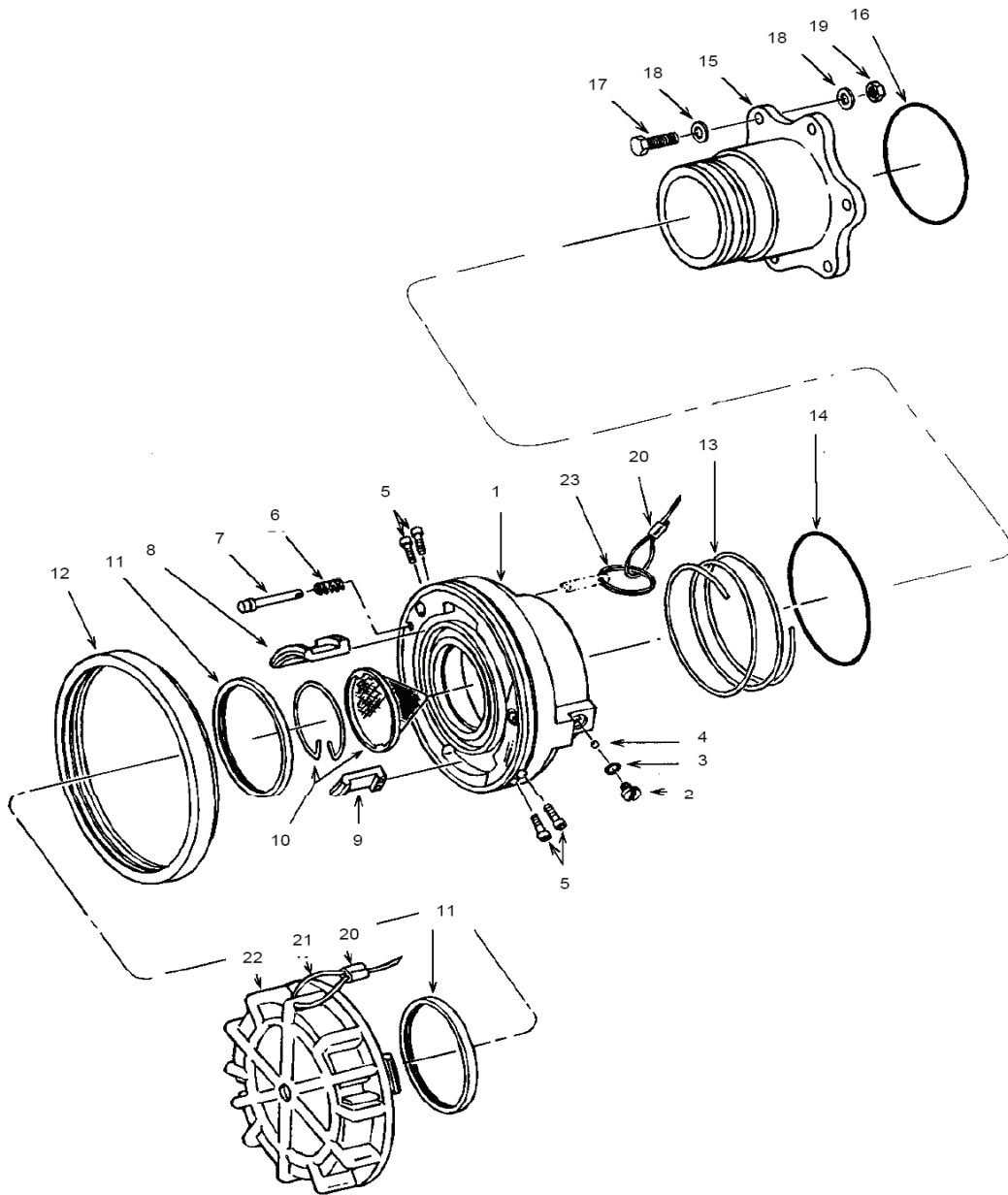


Figure 69b. Hose end Regulator Valve, 47681.

(1) ITEM NO	(2) SMR CODE	(3) NSN	(4) CAGEC	(5) PART NUMBER	(6) DESCRIPTION AND USABLE ON CODE (UOC)	(7) QTY
GROUP 01						
FIG. 69b 2 IN. UNISEX COUPLING, 47681						
1	XAOZZ		0DT23	220164-1	BODY	1
2	PAOZZ	5305-00-988-1720	96906	MS35206-276	SCREW, MACHINE	1
3	PCOZZ	5331-00-248-3835	81343	MS29513-010	O-RING	1
4	PAOZZ	3110-01-504-8557	0DT23	220265	BALL	41
5	PAOZZ	5305-01-191-4578	0DT23	MS16997-20L	SCREW, SELF LOCKING	4
6	PAOZZ	5360-01-490-5798	0DT23	220301	SPRING	1
7	PAOZZ	5315-01-490-5799	0DT23	220148	PIN, LOCKOUT	1
8	PAOZZ	4820-01-503-0710	0DT23	220159-1	LUG, LONG	1
9	PAOZZ	4820-01-504-8923	0DT23	220159-2	LUG, SHORT	1
10	PAOZZ	4730-01-515-3531	86090	47115-100	SCREEN ASSEMBLY, 100 MESH	1
11	PAOZZ	5330-01-433-9203	0DT23	220146	SEAL	2
12	PAOZZ	2510-01-456-7850	0DT23	220161	BUMPER CAP	1
13	PAOZZ	5360-01-499-7195	0DT23	220330	SPRING	1
14	PCOZZ	5331-00-291-7337	81343	MS29513-228	O-RING	1
15	PAOZZ		0DT23	220174-1	INLET, D-1 FLANGE	1
16	PCOZZ	5330-01-053-0217	81343	201201-151	O-RING	1
17	PAOZZ	5306-00-021-3912	80205	MS35308-334	BOLT, MACHINE	6
18	PAOZZ	5310-00-167-0803	88044	AN960C516	WASHER, FLAT	12
19	PAOZZ	5310-00-020-3260	96906	MS21083C5	NUT, SELF LOCKING	6
20	PAFZZ	4030-00-431-5537	0DT23	2842687	SLEEVE, SWAG	2
21	PAOZZ	4010-01-461-0033	0DT23	220201-1-18	WIRE, ROPE	1
22	PAOZZ	4730-01-543-9501	0DT23	220162	CAP	1
23	PAOZZ	5365-01-543-6028	60808	8K1	RING	1

END OF FIGURE

**FIELD MAINTENANCE
STRAINER, IN-LINE, 4 IN., 735SBA4000ASAJ**

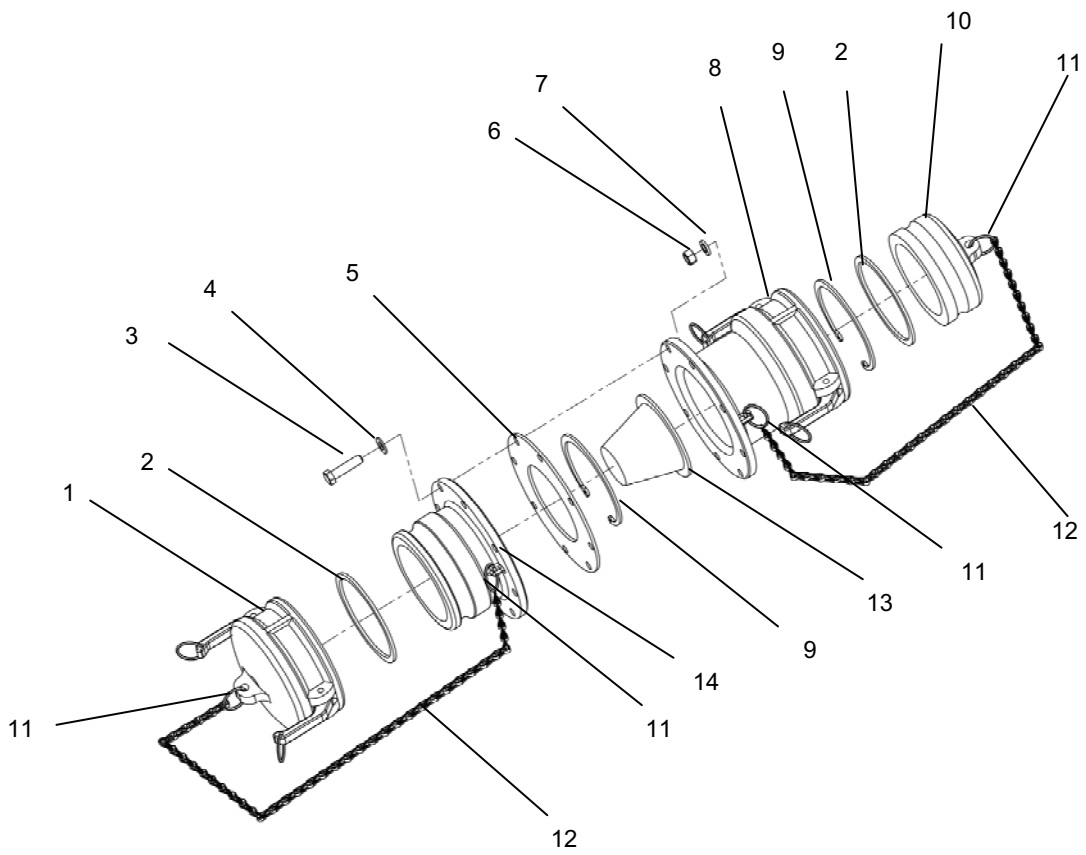


Figure 70. Strainer, In-Line, 4 In., 735SBA4000ASAJ

(1) ITEM NO	(2) SMR CODE	(3) NSN	(4) CAGEC	(5) PART NUMBER	(6) DESCRIPTION AND USABLE ON CODE (UOC)	(7) QTY
GROUP 06						
FIG. 70 STRAINER, IN-LINE, 4 IN., 735SBA4000ASAJ						
1	PAOZZ		15886	735DC-4000 AC	DUST CAP ASSEMBLY	1
2	PCOZZ	5330-01-138-2108	58536	AA59326-G- 1	GASKET	2
3	PAOZZ		15886	603C 0402 2S	CAP SCREW	8
4	PAOZZ		15886	235RF-0222 2W	WASHER, FLAT	8
5	PAOZZ		15886	735LAT4000 1A	ADAPTER	1
6	PAOZZ		15886	235RF-0221 2N	NUT	8
7	PAOZZ		15886	235RF-0221 2W	WASHER, LOCK	8
8	PAOZZ		15886	735SBA4000 AC	MACHINED COUPLER	1
9	PAOZZ		15886	735SBA4004 2R	RETAINING RINGS	2
10	PAOZZ		15886	735DP-4000 AP	DUST PLUG ASSEMBLY	1
11	PAOZZ	5340-01-515-0537	39428	86805T38	HOLDER, KEY	4
12	MOOZZ	4010-01-526-4895	39428	3610T32	CHAIN, SASH	2
13	PAOZZ		15886	735SBA4003 2S	CONE STRAINER	1
14	PCOZZ		15886	235RFN0220 2G	GASKET	1

END OF FIGURE

**FIELD MAINTENANCE
MISCELLANEOUS COMPONENTS**

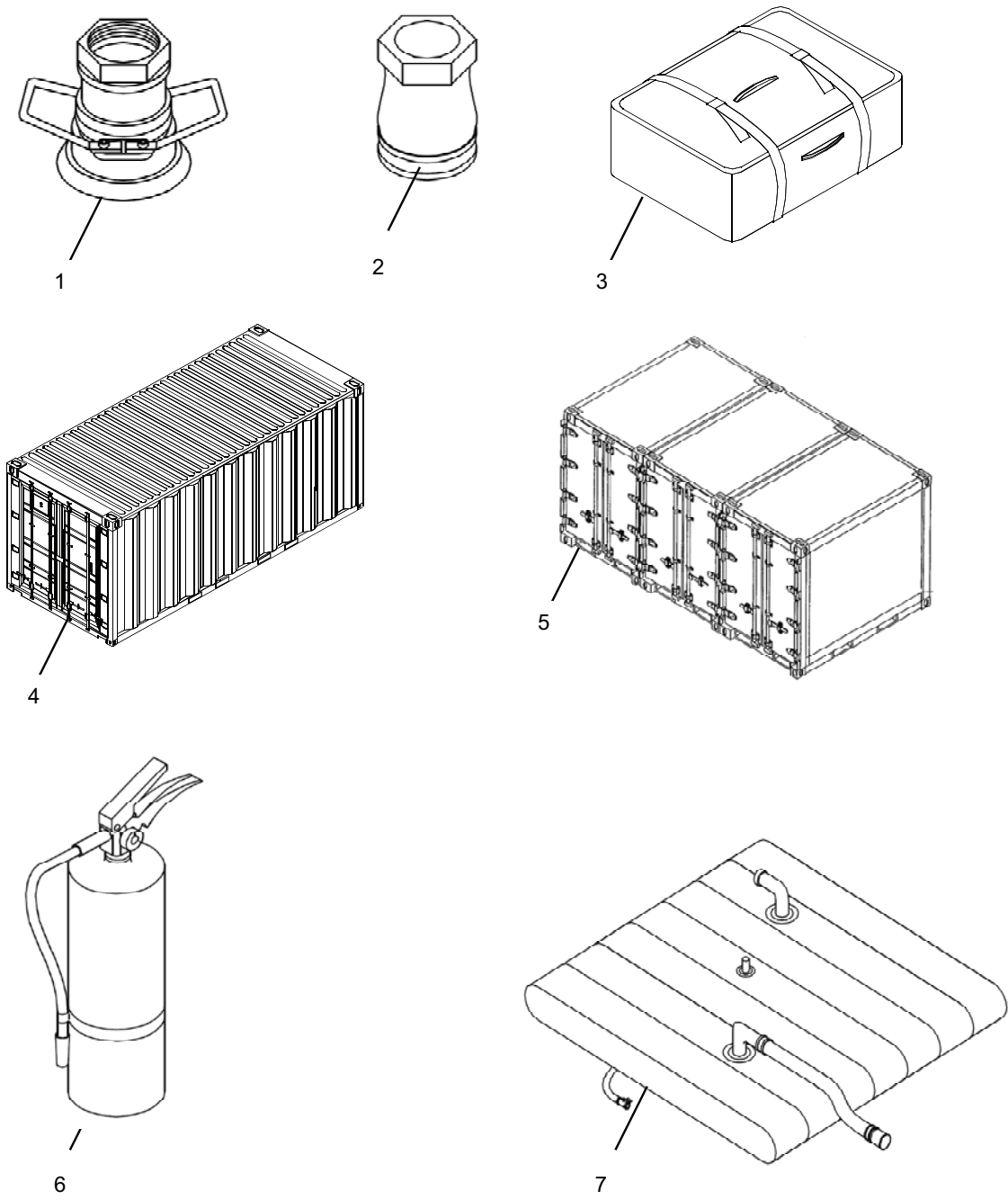


Figure 71. Miscellaneous Components.

(1) ITEM NO	(2) SMR CODE	(3) NSN	(4) CAGEC	(5) PART NUMBER	(6) DESCRIPTION AND USABLE ON CODE (UOC)	(7) QTY
GROUP 06						
FIG. 71 MISCELLANEOUS COMPONENTS						
1	PAOZZ	4730-01-543-6052	1KL62	7474C-1107	ADAPTER, NATO STANDARD OR TANK UNIT FEMALE HALF	2
2	PAOZZ	4730-01-543-4937	1KL62	7475C1307	ADAPTER, NATO, STANDARD OR TANK UNIT MALE HALF	2
3	PAFZZ	4235-01-548-0855	ON5W4	48-688-TN- SU	BERM, SPILL CONTAINMENT, 6 X 8 X 1 FT.	7
4	PAOLF		09PD1	BX2ACTP01 D0000	CONTAINER, CARGO, ISO, 20 FT	6
5	PAOZZ	8145-01-527-2506	09PD1	BXTBCTTAT PD0003	CONTAINER, CARGO, TRICON	6
6	PAOZZ	4210-00-965-1108	58536	AA393-A2D	EXTINGUISHER, FIRE (A-A393-1)	28
7	PAOZZ	5430-01-505-4249	1YFX5	GTA-210KF	FUEL TANK, COLLAPSIBLE, BETA, 210K GAL	4
END OF FIGURE						

**FIELD MAINTENANCE
NATIONAL STOCK NUMBER INDEX**

STOCK NUMBER	FIG.	ITEM	STOCK NUMBER	FIG.	ITEM
2510-01-456-7850	18	5	3110-01-247-1056	52b	3
	36	5		50	3
	46	10	3110-01-247-1056	51	3
	49	5	3110-01-368-3629		
	52a	12	3110-01-504-8557	3	16
	26	19		10	16
	69b	12		11	16
2815-010456-7605	26	13		25	5
	18	7		18	16
	36	7		36	16
	49	7		46	4
2910-01-456-2273	18	32		49	16
	38	32		26	24
	46	19		69b	4
	49	32	3120-01-456-3926	3	10
	26	30		10	10
2910-01-456-2274	3	5		11	10
	10	5	3835-01-268-4023	60	2
	11	5	4010-00-451-3533	65	2
3040-01-544-3987	3	12		68	4
	10	12	4010-01-461-0033	46	17
	11	12		52a	21
3040-01-544-8047	3	11		69b	21
	10	11	4010-01-526-4895	4	9
	11	11		5	9
3110-00-965-8485	47	13		6	8
	52b	18		7	8
	69a	13		84	8
3110-01-247-1056	3	24		9	8
	10	24		12	3
	11	24		13	3
	52	3		14	3
	52a	4		15	2

STOCK NUMBER	FIG.	ITEM	STOCK NUMBER	FIG.	ITEM
4010-01-526-4895	16	2		52a	20
	19	8	4030-00-431-5537	26	18
	20	12		69b	20
	21	12	4210-00-965-1108	71	6
	23	12		68	5
	27	9	4235-01-542-8185	63	2
	28	13	4235-01-542-8189	63	8
	29	13	4235-01-548-0855	71	3
	34	5	4240-01-542-8193	63	3
	37	5	4320-01-543-5544	56	24
	38	5	4320-01-544-0674	56	15
	39	5	4320-01-544-1035	60	3
	40	7		59	3
	41	7	4320-01-547-1861	67	1
	42	7	4365-01-490-5797	3	31
	43	7		10	31
	44	7		11	31
	70	12	4720-01-416-1563	9	9
4010-01-543-6609	18	30	4720-01-542-7663	4	1
	36	30	4720-01-543-5748	2	2
	49	30	4720-01-543-6638	1	2
	26	16		1	2
4010-01-544-2164	3	30	4720-01-543-9664	68	2
	10	30	4730-00-064-1434	44	1
	11	30	4730-00-064-4435	6	3
4010-01-544-5284	51	22		7	3
	52	20		8	3
	50	22		23	4
4010-01-548-4443	55	8	4730-00-088-9285	19	5
4030-00-431-5537	3	32	4730-00-402-5955	23	3
	10	32	4730-00-623-7537	20	5
	11	32		44	3
	18	29	4730-00-640-6156	27	4
	36	29		39	1
	46	16		43	3
	49	29	4730-00-640-6188	20	4

STOCK NUMBER	FIG.	ITEM	STOCK NUMBER	FIG.	ITEM
	21	5	4730-01-413-5995	51	14
	27	5		50	14
	38	1	4730-01-474-1910	69	6
4730-00-640-6188	41	1	4730-01-474-2853	63	10
	42	1	4730-01-474-9908	2	1
4730-00-649-7388	4	4	4730-01-491-5667	52	15
	5	4	4730-01-506-3590	24	4
4730-00-706-7155	6	4	4730-01-515-3531	46	5
	7	4		69b	10
	8	4	4730-01-540-4264	71	8
	23	5	4730-01-542-9669	45	12
4730-00-840-5346	27	1	4730-01-543-4019	58	7
4730-00-840-5347	20	3	4730-01-543-4107	51	15
	21	3	4730-01-543-4936	49	3
	27	3		18	3
4730-00-840-5348	20	2		50	20
	21	2	4730-01-543-4937	71	2
	27	3	4730-01-543-4950	66	3
4730-00-869-5246	40	3	4730-01-543-5141	48	2
4730-00-915-5127	19	4	4730-01-543-5156	10	2
	40	1	4730-01-543-6041	11	3
4730-00-929-0787	37	1		51	20
	42	3	4730-01-543-6052	71	1
4730-00-935-1613	39	2	4730-01-543-6436	25	1
4730-00-938-7997	19	3		45	4
4730-00-951-3295	39	2	4730-01-543-6575	38	12
4730-00-951-3296	43	2	4730-01-543-6580	66	5
4730-01-235-9769	4	3	4730-01-543-6961	59	4
	5	2	4730-01-543-6962	18	2
4730-01-246-9463	1	3		36	2
4730-01-265-3145	51	12		49	2
	52	12	4730-01-543-6970	59	5
	50	12	4730-01-543-7002	11	2
4730-01-296-9463	1	3	4730-01-543-7019	37	12
4730-01-308-7247	52	21	4730-01-543-7128	66	4
4730-01-359-7166	59	6	4730-01-543-7831	48	3

STOCK NUMBER	FIG.	ITEM	STOCK NUMBER	FIG.	ITEM
4730-01-543-7854	10	41		46	11
4730-01-543-9501	18	28		49	27
	36	28		52a	9
	46	18		26	21
4730-01-543-9501	49	28	4820-01-504-8923	18	26
	52a	22		36	26
	26	15		46	12
	69b	22		49	26
4730-01-544-1415	3	29		26	20
	10	29		69b	9
	11	29	4820-01-504-8924	3	33
4730-01-544-3265	3	8		10	33
	10	8		11	33
	11	8		18	25
4730-01-544-3270	50	15		49	25
4730-01-544-3277	10	3		36	25
4730-01-548-0892	42	2	4820-01-505-2327	22	8
4730-01-548-2611	41	2	4820-01-507-7354	24	13
4730-12-151-1069	58	9	4820-01-515-3531	52a	10
4730-12-151-1119	58	8	4820-01-542-8952	45	3
4730-12-370-1759	58	5		47	1
4730-12-370-1764	58	4	4820-01-543-6955	59	2
4730-12-370-1766	58	1	4820-01-544-3269	3	4
4810-01-456-7622	18	4		11	4
	36	4	4820-01-544-3274	3	1
	49	4		10	1
	26	1		11	1
4810-01-505-1894	22	3	4920-01-504-8924	26	23
4820-00-766-8191	21	1	4930-01-053-0185	47	8
4820-01-098-3952	19	6		47	8
4820-01-262-1341	22	13		52b	8
4820-01-337-9238	52	14		69a	3
4820-01-475-3173	25	2	4930-01-053-0187	47	19
	26	2		4	
4820-01-503-0710	18	27		52b	22
	36	27		69a	7

STOCK NUMBER	FIG.	ITEM	STOCK NUMBER	FIG.	ITEM
4930-01-053-0189	47	11		69b	5
	52b	12	5305-01-210-1648	3	13
	69a	11		10	13
4930-01-053-0190	47	2		11	13
4930-01-053-0190	52b	5	5305-01-262-1365	24	10
	69a	2		22	11
4930-01-307-2721	47	21	5305-01-288-9342	55	13
	52b	24	5305-01-325-8387	27	10
	69a	19	5305-01-351-0787	20	7
4930-01-359-7166	60	6	5305-01-456-1139	18	22
4930-01-383-9467	53	1		36	22
4930-01-543-3087	45	1		49	22
4930-01-543-5116	48	1		26	28
4930-01-543-6137	61	1	5305-01-459-4210	52	1
4930-01-544-2277	54	2		52	1
4930-01-547-6265	62	1		52b	1
5110-01-335-1366	66	8		50	1
5120-01-543-8302	63	13		51	1
5304-01-459-4210	3	26	5305-01-526-0464	23	9
	10	26		29	14
	11	26		28	8
5304-01-544-1298	55	10	5305-01-543-1175	47	22
5305-00-068-0502	64	4		69a	9
5305-00-269-3215	29	18	5305-01-543-2394	47	6
5305-00-821-3869	21	9		52b	6
5305-00-983-7613	47	9		69a	4
5305-00-988-1720	25	3	5310-01-543-2551	69a	10
	18	24	5305-01-544-4067	56	36
	36	24	5305-01-543-4523	3	36
	46	2		10	36
	49	24		11	36
	52a	2		18	35
	69b	2		36	35
5305-00-988-7613	45	6		49	35
	47	9		26	8
5305-01-191-4578	52a	5	5305-01-543-6710	3	38

STOCK NUMBER	FIG.	ITEM	STOCK NUMBER	FIG.	ITEM
	10	38		36	8
	11	38		49	8
	18	37		26	3
	36	37	5310-00-637-9541	23	10
	49	37	5310-00-722-5658	29	17
5305-01-543-6710	26	10		20	10
5325-01-543-7032	69a	1		23	11
5305-01-547-9875	55	5		21	11
5306-00-021-3912	51	16		27	13
	52	16		28	10
	52a	17	5310-00-761-6882	64	6
	69b	17	5310-01-053-0915	47	10
5306-01-167-0803	50	17	5310-01-178-0915	45	7
	51	17	5310-01-262-1337	22	4
5307-01-543-1175	52b	10	5310-01-262-1359	22	1
5310-00-732-0558	29	17	5310-01-262-1360	24	9
5310-00-003-4094	29	16		22	9
5310-00-004-5033	20	9	5310-01-265-5044	24	10
	21	10		22	10
	27	12	5310-01-415-5243	24	1
5310-00-020-3260	51	18	5310-01-543-6560	56	35
	52	18	5310-01-543-9430	55	14
	52a	19	5310-01-544-1282	55	6
	50	18	5310-01-548-0883	55	11
	69b	19	5315-01-457-0305	3	14
5310-00-080-6004	20	8		10	14
	23	8		11	14
	21	8	5315-01-457-0306	3	18
	27	11		10	18
	28	9		11	18
	29	15	5315-01-457-2803	18	18
5310-00-162-0803	52a	18		36	18
	52	17		49	18
	69b	18		26	26
5310-00-582-5965	64	5	5315-01-457-3252	18	9
5310-00-605-3789	18	8		36	9

STOCK NUMBER	FIG.	ITEM	STOCK NUMBER	FIG.	ITEM
	49	9		41	4
5315-01-457-3840	26	4		42	4
5315-01-490-5798	52a	7		43	4
5315-01-490-5799	46	14		50	21
	52a	8	5330-01-053-0217	45	5
5315-01-490-5799	69b	7	5330-01-053-0217	47	16
5315-01-543-2901	54	3		52a	16
5315-01-544-1314	55	7		69a	20
5325-00-613-8997	52b	4		69b	16
5325-01-457-3807	3	20	5330-01-053-0221	52b	14
	10	20		69a	17
	11	20	5330-01-138-2108	13	4
5325-01-543-7032	47	3		34	3
5330-00-360-0595	12	14		37	3
	40	15		42	5
5330-00-412-9780	23	6		58	3
	28	7		70	2
	30	4	5330-01-189-7515	52a	14
	30	4	5330-01-197-8407	51	13
5330-00-603-0195	69a	5		52	13
5330-00-612-2414	19	2		50	13
	18	39	5330-01-247-1080	52b	21
	36	39	5330-01-262-1340	22	12
	40	4	5330-01-262-1363	22	6
	41	5	5330-01-368-3629	47	7
	49	39	5330-01-433-9203	18	6
5330-00-899-4509	4	7		36	6
	5	7		46	8
	10	40		49	6
	11	40		52a	11
	14	4		26	14
	20	6		69b	11
	21	7	5330-01-456-8757	30	21
	27	6		10	21
	38	3		11	21
	39	3	5330-01-456-9662	25	6

STOCK NUMBER	FIG.	ITEM	STOCK NUMBER	FIG.	ITEM
	18	11	5331-00-260-9338	46	6
	36	11	5331-00-263-8011	10	25
	49	11		52	2
5330-01-458-5461	3	22		52b	2
	10	22		11	25
	11	22		50	2
5330-01-460-8998	3	6		51	2
	10	6	5331-00-265-1076	52b	16
	11	6		47	17
5330-01-506-0505	24	12		69a	18
5330-01-506-0777	24	6	5331-00-291-3273	47	15
5330-01-506-9620	24	7	5331-00-291-4588	47	20
5330-01-543-1161	27	9	5331-00-291-7337	25	9
5330-01-543-5609	18	21		18	14
	36	21		36	14
	49	21		49	14
	26	6		69b	14
530-01-544-6735	56	37	5331-00-291-7384	25	8
5331-00-248-3834	3	7		18	13
	10	7		36	13
	11	7		49	13
5331-00-248-3835	25	4	5331-00-481-9987	18	20
	18	23		36	20
	36	23		49	20
	46	13		26	7
	49	23	5331-00-531-4588	52b	23
5331-00-248-3840	18	10		69a	8
	36	10	5331-01-007-4899	52	9
	49	10		52b	25
	26	5		50	11
5331-00-248-3845	3	9		52	11
	10	9		50	9
	11	9		51	9
5331-00-251-9367	3	23	5331-01-045-8334	69b	3
	10	23	5331-01-230-5451	52a	3
5331-00-251-9367	11	23	5331-01-244-2274	52b	20

STOCK NUMBER	FIG.	ITEM	STOCK NUMBER	FIG.	ITEM
5331-01-247-1080	50	10		29	12
	52	10		34	4
5331-01-543-5080	52b	17		37	4
	47	12		38	4
	69a	12		39	4
5340-01-381-1690	22	2		40	16
5340-01-415-9601	24	2		41	16
5340-01-456-1334	3	3	5340-01-515-0537	42	6
	10	39		4	8
	11	39		5	8
5340-01-458-5526	3	27		6	7
	10	27		7	9
	11	27		8	9
5340-01-458-5529	3	28		9	9
	10	28		12	2
	11	28		13	2
5340-01-458-8470	18	38		14	2
	36	38		15	1
	49	38		16	1
	26	29		19	7
5340-01-459-2151	3	35		20	11
	10	35		21	13
	11	35		23	13
5340-01-515-0537	4	8		27	8
	5	8		28	12
	6	9		29	12
	9	9		34	4
	12	2		37	4
	13	2		38	4
	14	2		39	4
	15	1		40	6
	16	1		41	6
	19	7		42	6
	20	11		43	6
	23	13		44	6
	28	12		70	11

STOCK NUMBER	FIG.	ITEM	STOCK NUMBER	FIG.	ITEM
5340-01-543-3963	43	6		49	17
	44	6		26	27
	56	32	5360-01-461-5852	3	15
5340-01-543-4075	52	4		11	15
	51	4		25	7
5340-01-543-4079	50	4		18	12
5340-01-543-4528	18	34		36	12
	36	34		49	12
	49	34	5360-01-466-5850	18	15
	26	9		36	15
5340-01-543-5649	54	1		49	15
5340-01-543-6031	56	34	5360-01-466-5850	26	25
5340-01-543-6501	51	6	5360-01-490-5798	52a	6
	50	6		46	13
	52	6		69b	6
5340-01-543-7000	56	27	5360-01-499-4195	52a	13
5340-01-544-1356	34	1		46	7
	43	1		69b	13
5340-01-547-9884	19	1	5360-01-507-3721	24	5
	41	3	5360-01-543-6716	3	37
	41	3		10	37
5342-00-533-1720	52a	23		18	36
5355-01-543-4100	3	34		36	36
	10	34		49	36
	11	34		26	11
	18	33	5360-01-544-1416	3	17
	36	33		10	17
	49	33		11	17
	26	12	5360-01-547-5836	47	5
5360-01-246-2501	52b	26	5365-01-053-0186	52b	15
5360-01-262-1338	22	5		47	18
5360-01-338-0240	52b	19		69a	16
	47	14	5365-01-225-3436	69a	21
	69a	14	5365-01-258-5556	69a	6
5360-01-454-1830	18	17	5365-01-262-1339	22	7
	36	17	5365-01-490-5797	49	31

STOCK NUMBER	FIG.	ITEM	STOCK NUMBER	FIG.	ITEM
	26	17	7240-01-543-4422	63	4
5365-01-543-6028	46	15	7690-01-542-8297	63	11
	69b	23	8110-01-542-8184	63	1
5365-01-544-2152	55	9	8115-01-220-9527	71	4
5430-01-505-4249	71	7	8145-01-527-2506	71	5
5999-00-134-5844	65	1	8145-01-543-6044	66	1
	68	3	8415-01-544-1056	59	1
5999-01-544-3416	45	8	9505-01-544-1307	56	33
6210-01-544-3280	55	2			
6680-01-543-9080	56	6			

**FIELD MAINTENANCE
PART NUMBER INDEX**

PART NUMBER	FIG.	ITEM	PART NUMBER	FIG.	ITEM
0.094X1.000LDP	3	14	1001160GS	8	3
	10	14		23	4
	11	14	1001230	15	3
0000103-212	55	13	1001230S1G	34	1
0000103-215	55	16		43	1
0000113-251	55	10	1001240	4	5
0008349-601	56	1		5	5
0008349-602	56	2		16	3
0008349-603	56	5		27	7
0008349-604	56	4		30	8
0008561-001	55	9		33	11
0008564-001	55	15	1001260	32	6
045102000	66	10		30	7
08E004.12E	59	2		31	6
08E006.12E	60	2		33	9
1000560HSG	6	1	1001260SG	6	4
	7	1		7	4
	8	1		8	4
1001115	12	1		23	5
1001120S1G	19	1		44	1
	41	3	100360HSIG	6	2
1001130	13	1		7	2
1001130S1G	37	1		8	1
1001140	5	6	10626	47	5
	14	1	1133815	31	11
	27	6		32	9
1001160GS	6	3		30	11
	7	3		33	23

PART NUMBER	FIG.	ITEM	PART NUMBER	FIG.	ITEM
1133893	32	9	207807	50	10
	33	12		51	10
	32	10		52	10
	30	12		52b	21
	31	12	209793	52b	27
	33	24	209853	52b	26
13222E8213-1	58	1	20D-AL-TN	36	3
13222E8213-2	58	2	210189	47	14
13222E8214-1	58	3		52b	19
13222E8214-2	58	4		69a	14
13222E8215-1	58	5	220124-1	49	2
13222E8215-2	58	6	220130-1	18	2
13222E8216-1	58	7		48	3
13222E8216-2	58	8	220132-1	17	2
13222E8216-3	58	9	220132-1	36	2
13222E8216-4	58	10	220142	3	34
13222E8217-1	58	11		10	34
13222E8217-2	58	12		11	34
13222E8218-1	58	13		26	12
13222E8218-2	58	14		17	32
13222E8219	57	1		18	33
15110	30	13		36	33
	32	7		49	33
	32	8		17	32
	30	10	220145	3	37
	31	10		10	37
	33	22		11	37
201201-151	45	5		26	11
	52a	16		17	35
	69a	20		18	36
	69b	16			

PART NUMBER	FIG.	ITEM	PART NUMBER	FIG.	ITEM
	36	36		36	18
	49	36		49	18
220146	26	14	220152	26	1
	18	6		17	3
	17	5		18	4
	36	6		36	4
	46	8		49	4
	49	6	220153	25	7
	52a	11		17	11
	69b	11		18	12
220147	26	9		49	12
	17	33		36	12
	18	34	220154	26	13
220147	49	34	220154	17	6
	36	34		18	7
220148	46	14		36	7
	52a	7		49	7
	69b	7	220157	25	6
220149	26	27	220157	17	10
	17	16		18	11
	18	17		36	11
	49	17		49	11
	36	17	220159-1	26	21
220150	36	9		17	26
	49	9		18	27
	26	4		36	27
	17	8		46	11
	18	9		52a	9
220151	26	26		49	27
	17	17		69a	8
	18	18	220159-2	26	20

PART NUMBER	FIG.	ITEM	PART NUMBER	FIG.	ITEM
	17	25		26	2
	36	26	220164-1	46	1
	18	26		52a	1
	46	12		69b	1
	49	26	220165-1	25	1
	52a	8	220174-1	52a	15
	69b	9		69b	15
220161	26	19	220201-1-18	69	5
	17	4		46	17
	18	4		52a	21
	36	5		69b	21
	49	5	220204	3	38
	46	10	220204	10	38
220161	52a	12		11	38
	69b	12		26	10
220162	26	15		18	37
	17	27		17	36
	18	28		36	37
	69	2		49	37
	49	28	220265	3	16
	46	18		10	16
	69a	22		11	16
	36	28		26	24
	52a	22		18	16
220163-3	36	1	220265	49	16
	49	1		46	4
	3	15		36	13
	10	15		52a	4
	11	15		69b	4
	18	1	220284	17	20
	17	1		18	21

PART NUMBER	FIG.	ITEM	PART NUMBER	FIG.	ITEM
220285	25	5		11	12
220301	46	13	220435	3	35
	52a	6		10	35
	69b	6		11	35
220330	46	7	220446-1	3	28
	52a	13		10	28
	69b	13		11	28
220334	49	25	220446-2	3	27
	36	25		10	27
	3	33		11	27
	10	33	220449	3	4
	11	33		10	4
220334	26	23	220449	11	4
	17	24	220457	3	18
	18	25		10	18
220335	35	15		11	18
	49	15	220459	3	21
	26	25		10	21
	17	14		11	21
	18	15	220464	3	8
220381-1	3	2		10	8
	10	2		11	8
	11	2	220465	17	15
220429-1	3	1		3	22
	10	1		10	22
	11	1		11	22
220430	3	11	220466	3	10
	10	11	220466	10	10
	11	11		11	10
220432	3	12	220467	3	6
	10	12		10	6

PART NUMBER	FIG.	ITEM	PART NUMBER	FIG.	ITEM
	11	6		52	6
220468	3	5	221026	50	4
	10	5		51	4
	11	5		52	4
220470	3	20	221075	3	24
	10	20		51	3
	11	20		50	3
220482	3	31		52	3
	10	31	221284	26	6
	11	31		51	1
	26	17		50	1
	17	30		49	21
220482	18	31	221284	36	21
	49	31	221669-1	45	2
	36	31	221686	46	20
220484	3	26	2220092	69	5
	52	1	235RF-0201 MB	22	3
	10	26	235RF-0203 MS	22	13
	11	26	235RF-0205 2N	22	1
	51	1	235RF-0206 21	22	6
	52b	1		24	6
	50	1	235RF-0207 21	22	4
220724-007	47	12	235RF-0208 2P	22	7
	52b	17	235RF-0209 2G	22	5
	69a	12		22	12
220724-229	52b	13	235RF-02202G	70	14
220999	51	5	235RF-0221 2N	22	9
	50	5		24	9
220999	52	5		70	6
221020-1	50	6	235RF-0221 2S	22	11
	51	6		24	11

PART NUMBER	FIG.	ITEM	PART NUMBER	FIG.	ITEM
235RF-0221 2W	22	10	24059	47	18
	24	10		52b	15
	70	7		69a	16
	70	4	24085	47	16
235RF-0300AVAJ	23	1		52b	14
235RF-0301 MBA	24	3		69a	17
235RF-0302 MBA	22	8	24096	47	8
	24	8		69a	3
235RF-0303MS	24	13	251938-505	56	12
235RF-03043A	22	2	28-2-G	26	18
	24	2		18	29
235RF-0305 2N	24	1		36	29
235RF-0307 21	24	4		49	29
235RF-0308 2P	24	7	28-2-G	52a	20
235RF-0309 2G	24	12	2842687	3	32
235RF-0316 2S	24	5		10	32
235RFN0220 2G	33	6		17	28
	70	6		11	32
235RFN0320 2G	33	5		46	16
	31	4		69a	20
	32	4	28443	52b	9
	33	5		69a	6
	47	2	2950-FOAM	66	2
23889	52b	5	32005-BD	63	3
	69a	2	3551-6-400	21	1
	47	11	3610T32-1	4	9
23890	52b	12		27	9
	69a	11		28	13
	47	19		29	13
23893	52b	22		5	9
	69a	7		6	8

PART NUMBER	FIG.	ITEM	PART NUMBER	FIG.	ITEM
	7	8	403740-703	55	14
	8	8	403740-705	55	11
	9	8	403796-020	56	15
	11	3	40427	52b	24
	12	3		47	21
3610T32-1	13	3		69a	19
	14	3	40680-55	69	3
	15	2		69a	23
	16	2	410.300300.130	58	5
	19	8	41767-100	52	21
	20	12	4209011	68	5
	21	12	43051-1	50	14
3610T32-1	23	12	43051-1	51	14
	31	14	44327	50	12
	34	5		51	12
	37	5		52	12
	38	5	44373-100	50	23
	39	5	44646-55	52	14
	40	7	47031-1	25	2
	41	7		69	2
	42	7	47062	26	30
	43	7		17	31
	44	7		18	32
36406	32	11		69	1
	30	13		49	32
	31	13		46	19
	33	25		36	32
4"TTMA/C4401	21	6	47085	26	29
	30	5		17	37
4030DAL-TN	10	3		18	38
403406-102	56	11		36	38

PART NUMBER	FIG.	ITEM	PART NUMBER	FIG.	ITEM
	49	38		29	11
47115-100	46	5	5500260F	6	7
	52a	10		7	7
	69a	10		8	7
47119	3	3		9	7
	10	39		23	7
	11	39		31	5
47367	52	19		44	4
	50	19		28	6
	51	19	5500260F	29	9
47395	2	29	5710-63-3	69a	21
	10	29	5710-63-30	45	7
	11	29		47	10
47424	50	15	5710-63-30	69	8
47449	50	22	6"TTMA/C4401	23	6
	51	22		28	7
	52	20		30	4
47453	48	1	600-001-10	52b	7
47525	51	15		69a	5
47526	45	1	600-0101-10	47	7
47527	45	3	60264020SG	41	2
	47	1	60264030SG	42	2
47528	45	8	60273030	34	2
47530	47	4	60274040SG	38	2
47534	45	4	60283030SG	37	2
47681	69	7	603C 0402 2S	70	3
48-688-TN-SU	69	3	6056600HSG	23	3
4A-400-175540	20	1	60584000SG	23	2
5435A55	66	14	6058600	32	7
5500220F	19	2	6058600	31	7
5500240F	49	5	60588600	33	10

PART NUMBER	FIG.	ITEM	PART NUMBER	FIG.	ITEM
64017B			735DC-6002	31	5
64019N	52	15	735DC-6002 2G	32	5
64020H	48	2		30	6
64031D	2	1		33	7
64031MQ	68	3	735DC-6004 2P	32	15
64031PQ	68	2		30	18
6INCHTTMA/C4401	32	4		31	17
735CMS6400 AC	9	3		33	16
735DC-0102 2G	30	9	735DP-0103 2C	32	13
	33	8		30	14
735DC-0105 2R	32	16		31	14
	30	16	735DP-0103 2C	33	14
	31	15	735DP-4000 AP	70	10
735DC-0105 2R	33	21	735DP-6000 AP	31	8
735DC-2005 2R	32	12		32	5
	30	15		9	5
	31	18		32	17
	33	19		30	22
735DC-4000 AC	30	21		33	12
	33	14	735EMS6000 1A	9	4
	70	1	735LAT4000 1A	70	5
735DC-4003 MA	32	14	735LAT-6000 1A	32	3
	30	20		31	3
	33	17		33	3
735DC-4004 2P	30	19	735LBT4000 1A	30	3
	33	18	735LBT-4000 AC	33	4
735DC-6000 AC	31	9	735LBT6003 MA	30	17
	32	6		31	16
	9	6		33	15
	32	18	735LBT6040 AC	32	2
	33	13		33	2

PART NUMBER	FIG.	ITEM	PART NUMBER	FIG.	ITEM
	30	2	78067-1	54	1
	31	2	78126-100	59	3
735SBA4000 AC	70	8		60	3
735SBA4003 2S	70	13		59	1
735SBA4004 2R	70	9	78128-100	60	1
735T-6000 1T	32	1	82123	10	24
	28	1		11	24
735T-6400 1T	31	1		52b	3
	29	1	82499-1800	26	16
	30	1		17	29
	33	1		18	30
735TRF0200MTAJ	71	8	82499-1800	49	30
	27	1		36	30
7474C-1107	71	1	82499-2000	3	30
7475C1307	71	2		10	30
780003-7	5	1		11	30
78003-1	5	2	832.300.300.130	58	8
78007-3	4	2	832.300.300.133	58	7
78007-8	4	1	847195000	60	11
78008-8	6	6	850.300300.130	58	4
	7	6		58	1
78009-1	1	2	853.300300.130-NHA	58	2
78010-1	2	2	85660200SK	66	3
78010-100	68	1	85660300SK	66	4
78010-3	1	1	85660400SK	66	5
	2	3	8566060HSK	66	6
78023-100	67	1	86805T38	4	8
78043-100	68	4		5	8
78043-7	64	7		6	9
78054-100	64	1		7	9
78065-100	54	2		8	9

PART NUMBER	FIG.	ITEM	PART NUMBER	FIG.	ITEM
	9	9	90007	58	7
	12	2	92620A630	23	9
	13	2		28	8
	14	2		29	14
	15	1	938464000	66	12
	19	7	98380A630	54	3
	20	11	A01135-000	56	32
	21	13	A01340-009	56	34
	23	13	A01528-001	55	8
	34	4	A01529-002	55	7
	31	15	A01543-086	55	6
	37	4	A01544-048	56	35
86805T38	38	4	A01545-413	56	36
	39	4	A01545-415	55	5
	40	6	AA393-A2D	71	6
	41	6	AA58326/8-4-A-1	21	2
	42	6	AA5932 -9	39	3
	43	6		50	21
	44	6		51	21
	27	8	AA59326/10-10	28	5
	28	12		29	4
	29	12	AA59326/10-5	40	3
	70	11	AA59326/10-9	20	5
8873K53	66	7		4	6
8K1	46	15		44	3
	52a	23		29	7
	69b	23	AA59326/11-10	28	4
90003	59	4		29	5
90004	59	5	AA59326/12-3A	40	2
90005	60	4	AA59326/16	19	4
90006	60	5	AA59326/21A-11-A	39	2

PART NUMBER	FIG.	ITEM	PART NUMBER	FIG.	ITEM	
AA59326/4A-4-A-1	20	3		37	3	
	27	2		70	2	
	29	6	AA59326-G-10	29	8	
AA59326/4A-5-A	28	3	AA59326-G5	12	4	
	29	2		40	5	
AA59326/7-6-A-1	19	5	AA59326-G6	18	39	
AA59326/8-4-A-1	20	2		36	39	
	27	3	AA59326-G-9	29	10	
AA59326/8A-5-A-2	28	2	AA59326III16	19	3	
	29	3	AA59326IX-9	21	4	
AA59326/G-9	27	7		39	1	
AA59326II19	5	4		43	3	
AA59326II9	4	4	AA59326V119	4	3	
AA593261X-9	27	4		5	3	
AA59326-9	4	7	AA59326X16	40	1	
	5	7	AA59326X19	21	5	
	10	40		20	4	
	11	40		42	1	
	14	4		41	1	
	21	7		38	1	
	20	6		27	5	
	41	4	AA59326XI15	43	2	
	42	4	AA59326-G6	40	4	
	43	4		41	5	
	38	3		49	39	
	27	6	AL3018-1502	69	16	
	AA59326-G-1	13	4	AN960-B	52b	11
		58	3	AN96OC516	50	17
43		5		51	17	
42		5		52	17	
34		3		52a	18	

PART NUMBER	FIG.	ITEM	PART NUMBER	FIG.	ITEM
	69b	18	GF27029-17-TN	10	41
B01547-001	56	10	GF35206-276	25	3
B01547-003	56	9		17	23
B02029-001	55	12		49	24
B182BH038C175N	21	9		36	24
BU-41C-0	64	2		18	24
BUK5	63	5	GF960-616	50	7
BX2ACTP01D0000	71	4		51	7
BXTBCTTATPD0003	71	5		52	7
DB6	63	12	GF960-8	69a	10
EP100	63	12	GLO	63	6
EPLP25	63	10	GOG	63	3
GF16995-49	69	7	GTA-210KF	71	7
	69a	22	HEHC-600	59	6
GF16997-20L	26	22		60	6
	18	19	HS18A	66	8
	36	19	HSBM1218B	66	9
GF16997-24L	26	28	IM2700	69	13
	18	22	IM2750	69	14
	44	22	IM2950	66	1
	36	22		69	15
GF16997-97L	51	8	KB01324-007	56	38
	52	8	LA01413-107	56	30
	50	8	LA01527-104	56	37
GF27026-11-TN	69	6	LA02031-001	55	4
GF27028-11-TN	18	3	LABC	63	11
	49	3	LB01410-009	56	27
GF27028-17-TN	11	3	LC01321-109	56	15
	51	20	LC01322-109	56	24
GF27029-11-TN	36	40	LC01334-519	56	6
	50	20	LC030D-8	3	17

PART NUMBER	FIG.	ITEM	PART NUMBER	FIG.	ITEM
	10	17		46	9
	11	17		3	13
LD01414-014	56	1	MS19060-1012	52b	18
LD01415-024	55	1		47	13
LD02020-006	55	3		69a	13
LD03137-075	55	2	MS21083C5	50	18
LP515-8R7	52b	10		51	18
	47	22		52	18
	69a	9		52a	19
LP526C1024RB	47	6		69b	19
	52b	6	MS27028-15	42	3
	69a	4	MS27030-10	56	20
M370B10A0100A	8	5	MS27183-14	27	13
	9	2		28	9
M516997-24L	17	21	MS27183-14	29	15
M83413/7-1	65	1		20	8
M83420/4-002	65	2		21	8
MEFS18V350M	61	1		23	8
MIL-PRF-370J	6	5		27	11
	7	5		28	9
MS16995-49	45	6		29	15
	47	9	MS27194-40	50	13
MS16997-20L	3	19		52	13
	17	18		52	13
	10	19	MS29512-03	3	25
	49	19		10	25
	52a	5		11	25
	69b	5		50	2
MS1699732L-326	10	13		51	2
	11	13		52	2
MS16998-20L	11	19		52b	2

PART NUMBER	FIG.	ITEM	PART NUMBER	FIG.	ITEM
MS29513-009	3	7		18	13
	10	7		17	12
	11	7	MS29513-147	52b	23
MS29513-010	49	23		47	20
	46	3		69a	8
	25	4	MS29513-227	46	6
	17	22	MS29513-228	36	14
	18	23		49	14
	36	23		18	14
	52a	3		17	13
	69b	3		52a	14
MS29513-014	36	10		69b	14
	49	10	MS29513-229	47	14
	26	5	MS29513-234	3	23
MS29513-014	17	9	MS29513-234	10	23
	18	10		11	23
MS29513-016	3	9	MS29588/1-040	52b	20
	10	9		50	11
	11	9		51	11
MS29513-032	36	20		52	11
	26	7	MS29588/1-235	52b	25
	49	20		52	9
	17	19		50	9
	18	20		51	9
MS29513-126	52b	16	MS35206-276	46	2
	47	17		52a	2
	69a	18		69b	2
MS29513-128	25	9	MS35308-334	52a	17
MS29513-133	49	13		69b	17
	36	13	MS35308-336	50	16
	25	8		51	16

PART NUMBER	FIG.	ITEM	PART NUMBER	FIG.	ITEM
MS35338-44	64	5		36	35
MS35338-46	20	9		11	36
	23	10		26	8
	21	10		18	35
	27	12		17	34
	28	11	POLY55	63	1
MS35338-48	29	16	PS10	63	7
MS51967-2	64	6	PUSHOV	63	13
MS51967-8	20	10	RN 300/3-8 NPSH	58	6
	21	11	RRT-268-S	47	3
	23	11		52b	4
	27	13		69a	1
	28	10	SSBV200	19	6
	29	17	TPI-4T-4A-1	62	1
MS90725-6	63	4	TYB	63	9
MS90725-64	27	10	UB2569	8	10
MS90725-65	29	18		9	10
MS90725-73	20	7	UL2052	8	6
ODP12	63	4		9	1
P-1000	66	13	W0367-006-S	26	3
PIL10	63	8		17	7
PL24693C50	3	36		18	8
	10	36		49	8
	49	35		36	8

TM 10-4930-363-24P

By Order of the Secretary of the Army:

GEORGE W. CASEY, JR.
General, United States Army
Chief of Staff

Official:

A handwritten signature in black ink that reads "Joyce E. Morrow". The signature is written in a cursive style with a large, stylized initial "J".

JOYCE E. MORROW
Administrative Assistant to the
Secretary of the Army

0817012

DISTRIBUTION: To be distributed in accordance with the initial distribution number (IDN) 381205, requirements for TM 10-4930-363-24P.

RECOMMENDED CHANGES TO PUBLICATIONS AND BLANK FORMS For use of this form, see AR 25-30; the proponent agency is ODISC4.						Use Part II (reverse) for Repair Parts and Special Tool Lists (RPSTL) and Supply Catalogs/Supply Manuals (SC/SM).	DATE Date you filled out this form.
TO: (Forward to proponent of publication or form) (Include ZIP Code) AMSTA-LC-LMPP / TECH PUBS, TACOM-RI 1 Rock Island Arsenal Rock Island, IL 61299-7630						FROM: (Activity and location) (Include ZIP Code) Your mailing address	
PART I – ALL PUBLICATIONS (EXCEPT RPSTL AND SC/SM) AND BLANK FORMS							
PUBLICATION/FORM NUMBER TM 10-4930-363-24P						DATE 15 July 2008	Title Field Maintenance Manual & RPSTL for 800K Fuel System Supply Point (FSSP)
ITEM NO.	PAGE NO.	PARA-GRAPH	LINE NO. *	FIGURE NO.	TABLE NO.	RECOMMENDED CHANGES AND REASON (Provide exact wording of recommended changes, if possible).	
SAMPLE							
<i>*Reference to line numbers within the paragraph or subparagraph.</i>							
TYPED NAME, GRADE OR TITLE Your Name				TELEPHONE EXCHANGE/AUTOVON, PLUS EXTENSION		Signature Your Signature	

TO: (Forward direct to addressee listed in publication) AMSTA-LC-LMPP / TECH PUBS, TACOM-RI 1 Rock Island Arsenal Rock Island, IL 61299-7630	FROM: (Activity and location) (Include ZIP Code) Your address	DATE Date you filled out this form
--	---	--

PART II – REPAIR PARTS AND SPECIAL TOOL LISTS AND SUPPLY CATALOGS/SUPPLY MANUALS

PUBLICATION NUMBER TM 10-4930-363-24P	DATE 15 July 2008	TITLE Field Maintenance Manual & RPSTL for 800K Fuel System Supply Point (FSSP)
---	-----------------------------	---

PAGE NO.	COLM NO.	LINE NO.	NATIONAL STOCK NUMBER	REFERENCE NO.	FIGURE NO.	ITEM NO.	TOTAL NO. OF MAJOR ITEMS SUPPORTED	RECOMMENDED ACTION
SAMPLE								

PART III – REMARKS (Any general remarks or recommendations, or suggestions for improvement of publications and blank forms. Additional blank sheets may be used if more space is needed.)

TYPED NAME, GRADE OR TITLE Your Name	TELEPHONE EXCHANGE/AUTOVON, PLUS EXTENSION	SIGNATURE Your Signature
--	---	------------------------------------

TO: (Forward direct to addressee listed in publication) AMSTA-LC-LMPP / TECH PUBS, TACOM-RI 1 Rock Island Arsenal Rock Island, IL 61299-7630	FROM: (Activity and location) (Include ZIP Code)	DATE
--	---	-------------

PART II – REPAIR PARTS AND SPECIAL TOOL LISTS AND SUPPLY CATALOGS/SUPPLY MANUALS

PUBLICATION NUMBER TM 10-4930-363-24P				DATE 15 July 2008			TITLE Field Maintenance Manual & RPSTL for 800K Fuel System Supply Point (FSSP)	
PAGE NO.	COLM NO.	LINE NO.	NATIONAL STOCK NUMBER	REFERENCE NO.	FIGURE NO.	ITEM NO.	TOTAL NO. OF MAJOR ITEMS SUPPORTED	RECOMMENDED ACTION

PART III – REMARKS (Any general remarks or recommendations, or suggestions for improvement of publications and blank forms. Additional blank sheets may be used if more space is needed.)

TYPED NAME, GRADE OR TITLE	TELEPHONE EXCHANGE/AUTOVON, PLUS EXTENSION	SIGNATURE
----------------------------	--	-----------

RECOMMENDED CHANGES TO PUBLICATIONS AND BLANK FORMS For use of this form, see AR 25-30; the proponent agency is ODISC4.						Use Part II (reverse) for Repair Parts and Special Tool Lists (RPSTL) and Supply Catalogs/Supply Manuals (SC/SM).	DATE
TO: (Forward to proponent of publication or form) (Include ZIP Code) AMSTA-LC-LMPP / TECH PUBS, TACOM-RI 1 Rock Island Arsenal Rock Island, IL 61299-7630						FROM: (Activity and location) (Include ZIP Code)	
PUBLICATION/FORM NUMBER TM 10-4930-363-24P						DATE 15 July 2008	TITLE Field Maintenance Manual & RPSTL for 800K Fuel System Supply Point (FSSP)
ITEM NO.	PAGE NO.	PARA-GRAPH	LINE NO. *	FIGURE NO.	TABLE NO.	RECOMMENDED CHANGES AND REASON (Provide exact wording of recommended changes, if possible).	
<i>*Reference to line numbers within the paragraph or subparagraph.</i>							
TYPED NAME, GRADE OR TITLE					TELEPHONE EXCHANGE/AUTOVON, PLUS EXTENSION		SIGNATURE

TO: (Forward direct to addressee listed in publication) AMSTA-LC-LMPP / TECH PUBS, TACOM-RI 1 Rock Island Arsenal Rock Island, IL 61299-7630	FROM: (Activity and location) (Include ZIP Code)	DATE
--	---	-------------

PART II – REPAIR PARTS AND SPECIAL TOOL LISTS AND SUPPLY CATALOGS/SUPPLY MANUALS

PUBLICATION NUMBER TM 10-4930-363-24P				DATE 15 July 2008		TITLE Field Maintenance Manual & RPSTL for 800K Fuel System Supply Point (FSSP)		
PAGE NO.	COLM NO.	LINE NO.	NATIONAL STOCK NUMBER	REFERENCE NO.	FIGURE NO.	ITEM NO.	TOTAL NO. OF MAJOR ITEMS SUPPORTED	RECOMMENDED ACTION

PART III – REMARKS *(Any general remarks or recommendations, or suggestions for improvement of publications and blank forms. Additional blank sheets may be used if more space is needed.)*

--

TYPED NAME, GRADE OR TITLE	TELEPHONE EXCHANGE/AUTOVON, PLUS EXTENSION	SIGNATURE
----------------------------	--	-----------

RECOMMENDED CHANGES TO PUBLICATIONS AND BLANK FORMS For use of this form, see AR 25-30; the proponent agency is ODISC4.						Use Part II (reverse) for Repair Parts and Special Tool Lists (RPSTL) and Supply Catalogs/Supply Manuals (SC/SM).	DATE
TO: (Forward to proponent of publication or form) (Include ZIP Code) AMSTA-LC-LMPP / TECH PUBS, TACOM-RI 1 Rock Island Arsenal Rock Island, IL 61299-7630						FROM: (Activity and location) (Include ZIP Code)	
PUBLICATION/FORM NUMBER TM 10-4930-363-24P						DATE 15 July 2008	TITLE Field Maintenance Manual & RPSTL for 800K Fuel System Supply Point (FSSP)
ITEM NO.	PAGE NO.	PARA-GRAPH	LINE NO. *	FIGURE NO.	TABLE NO.	RECOMMENDED CHANGES AND REASON (Provide exact wording of recommended changes, if possible).	
<i>*Reference to line numbers within the paragraph or subparagraph.</i>							
TYPED NAME, GRADE OR TITLE					TELEPHONE EXCHANGE/AUTOVON, PLUS EXTENSION		SIGNATURE

TO: (Forward direct to addressee listed in publication) AMSTA-LC-LMPP / TECH PUBS, TACOM-RI 1 Rock Island Arsenal Rock Island, IL 61299-7630	FROM: (Activity and location) (Include ZIP Code)	DATE
--	---	-------------

PART II – REPAIR PARTS AND SPECIAL TOOL LISTS AND SUPPLY CATALOGS/SUPPLY MANUALS

PUBLICATION NUMBER TM 10-4930-363-24P				DATE 15 July 2008		TITLE Field Maintenance Manual & RPSTL for 800K Fuel System Supply Point (FSSP)		
PAGE NO.	COLM NO.	LINE NO.	NATIONAL STOCK NUMBER	REFERENCE NO.	FIGURE NO.	ITEM NO.	TOTAL NO. OF MAJOR ITEMS SUPPORTED	RECOMMENDED ACTION

PART III – REMARKS *(Any general remarks or recommendations, or suggestions for improvement of publications and blank forms. Additional blank sheets may be used if more space is needed.)*

--

TYPED NAME, GRADE OR TITLE	TELEPHONE EXCHANGE/AUTOVON, PLUS EXTENSION	SIGNATURE
----------------------------	--	-----------

THE METRIC SYSTEM AND EQUIVALENTS

LINEAR MEASURE

1 Centimeter = 10 Millimeters = 0.01 Meters = 0.3937 Inches
 1 Meter = 100 Centimeters = 1000 Millimeters = 39.37 Inches
 1 Kilometer = 1000 Meters = 0.621 Miles

SQUARE MEASURE

1 Sq Centimeter = 100 Sq Millimeters = 0.155 Sq Inches
 1 Sq Meter = 10,000 Sq Centimeters = 10.76 Sq Feet
 1 Sq Kilometer = 1,000,000 Sq Meters = 0.386 Sq Miles

WEIGHTS

1 Gram = 0.001 Kilograms = 1000 Milligrams = 0.035 Ounces
 1 Kilogram = 1000 Grams = 2.2 Lb
 1 Metric Ton = 1000 Kilograms = 1 Megagram = 1.1 Short Tons

CUBIC MEASURE

1 Cu Centimeter = 1000 Cu Millimeters = 0.06 Cu Inches
 1 Cu Meter = 1,000,000 Cu Centimeters = 35.31 Cu Feet

LIQUID MEASURE

1 Milliliter = 0.001 Liters = 0.0338 Fluid Ounces
 1 Liter = 1000 Milliliters = 33.82 Fluid Ounces

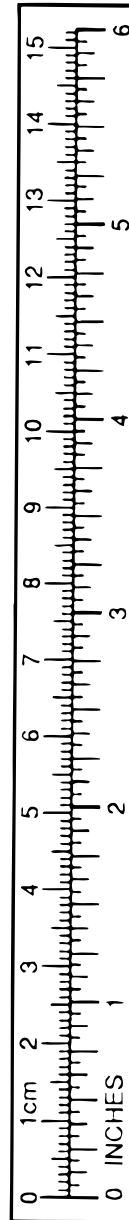
TEMPERATURE

$5/9 (°F - 32) = °C$
 212° Fahrenheit is equivalent to 100° Celsius
 90° Fahrenheit is equivalent to 32.2° Celsius
 32° Fahrenheit is equivalent to 0° Celsius
 $9/5 C° + 32 = F°$

APPROXIMATE CONVERSION FACTORS

<u>TO CHANGE</u>	<u>TO</u>	<u>MULTIPLY BY</u>
Inches	Centimeters	2.540
Feet	Meters	0.305
Yards	Meters	0.914
Miles	Kilometers	1.609
Square Inches	Square Centimeters	6.451
Square Feet	Square Meters	0.093
Square Yards	Square Meters	0.836
Square Miles	Square Kilometers	2.590
Acres	Square Hectometers	0.405
Cubic Feet	Cubic Meters	0.028
Cubic Yards	Cubic Meters	0.765
Fluid Ounces	Milliliters	29.573
Pints	Liters	0.473
Quarts	Liters	0.946
Gallons	Liters	3.785
Ounces	Grams	28.349
Pounds	Kilograms	0.454
Short Tons	Metric Tons	0.907
Pound-Feet	Newton-Meters	1.356
Pounds per Square Inch	Kilopascals	6.895
Miles per Gallon	Kilometers per Liter	0.425
Miles per Hour	Kilometers per Hour	1.609

<u>TO CHANGE</u>	<u>TO</u>	<u>MULTIPLY BY</u>
Centimeters	Inches	0.394
Meters	Feet	3.280
Meters	Yards	1.094
Kilometers	Miles	0.621
Square Centimeters	Square Inches	0.155
Square Meters	Square Feet	10.764
Square Meters	Square Yards	1.196
Square Kilometers	Square Miles	0.386
Square Hectometers	Acres	2.471
Cubic Meters	Cubic Feet	35.315
Cubic Meters	Cubic Yards	1.308
Milliliters	Fluid Ounces	0.034
Liters	Pints	2.113
Liters	Quarts	1.057
Liters	Gallons	0.264
Grams	Ounces	0.035
Kilograms	Pounds	2.205
Metric Tons	Short Tons	1.102
Newton-Meters	Pound-Feet	0.738
Kilopascals	Pounds per Square Inch	0.145
Kilometers per Liter	Miles per Gallon	2.354
Kilometers per Hour	Miles per Hour	0.621



PIN: 084943-000